

Fund facts

as at June 30, 2018

Asset class: Foreign equity

Fund code: S178

Asset category: U.S. equity


Fund inception date: October 1998

Segregated fund size: \$110.76 million

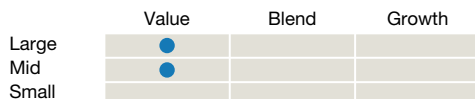
Underlying fund: London Capital U. S. Value Fund

Underlying fund size: n/a

Volatility meter



Equity style and capitalization overview



Investment manager

[GLC Asset Management Group Ltd.](#)

Investment management style

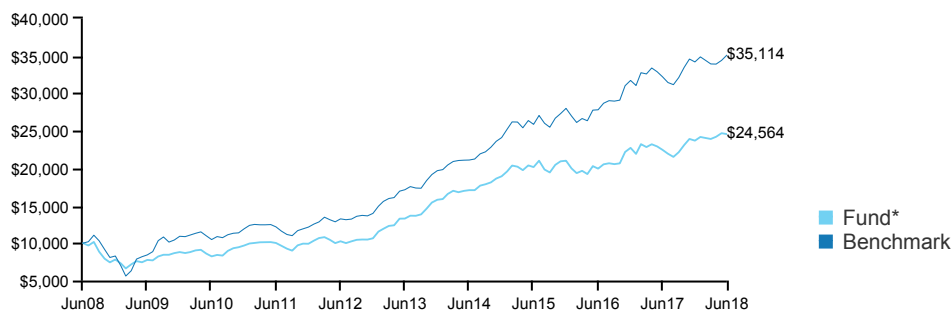
Using a value management style, the manager looks for companies trading at attractive valuations and that appear poised to generate accelerated earnings. In-depth research is done on those with the best combination of attributes, including quality of management, competitive position in the industry and potential earnings catalysts. Derivatives may be used for hedging or reducing risk.

Fund objective

The Fund's objective is to provide long-term growth by primarily investing in publicly traded securities of mid- to large-cap U.S. companies.

Historical performance as at June 30, 2018

This graph shows how a \$10,000 investment in this fund would have changed in value compared with the benchmark: 100% S&P 500 Value Index



Compound returns as at June 30, 2018

	3 mth	1 year	2 year**	3 year**	4 year**	5 year**	10 year**
Fund*	2.70%	9.35%	10.96%	6.81%	9.51%	13.08%	9.40%
Benchmark	3.46%	8.97%	12.36%	10.73%	13.58%	15.43%	13.38%

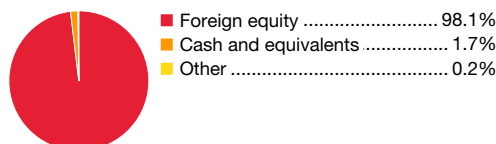
** Stated on an annualized basis

Calendar year returns

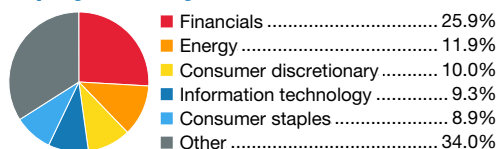
	YTD	2017	2016	2015	2014	2013
Fund*	3.69%	4.24%	8.17%	10.97%	19.89%	48.34%
Benchmark	2.66%	7.78%	13.34%	16.17%	22.48%	40.84%

* Any performance shown prior to the fund's inception date is that of the underlying fund and is considered representative of this fund's performance.

Composition



Equity industry



Geographic split



Top holdings as at June 30, 2018

AT&T Inc.	2.7%
Verizon Communications Inc.	2.3%
Exelon Corporation	2.3%
Chevron Corporation	2.3%
Exxon Mobil Corporation	2.2%
Tyson Foods, Inc.	2.2%
Citigroup Inc.	2.2%
Pfizer Inc.	2.2%
Occidental Petroleum Corporation	2.1%
JPMorgan Chase & Co.	2.1%
Total	22.6%

Fund reports are produced by Transmission Media. Canada Life and design are trademarks of The Canada Life Assurance Company (Canada Life). The investment funds described in this report are Canada Life segregated funds. The fund operating expenses shown do not include applicable taxes. The indicated fund performance reflects changes in unit value and reinvestment of all distributions and is after deduction of all fund operating expenses and applicable taxes, but before deduction of investment management fees and applicable taxes. The historical performance shown is that of the Canada Life segregated fund or the underlying third-party fund. Past performance is not indicative of future performance. More information is available at www.canadalife.com under Investing, then Group investments for plan members, or call the Canada Life Retirement Information Line at 1-800-305-1444.