

Fund facts

as at June 30, 2018

Asset class: Foreign equity


Fund code: S038

Asset category: Regional equity

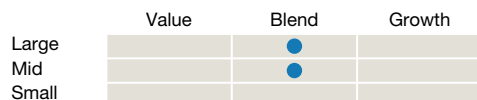
Fund inception date: November 1995

Segregated fund size: \$57.3 million

Volatility meter



Equity style and capitalization overview



Investment manager

[Canada Life Investments](#)

Investment management style

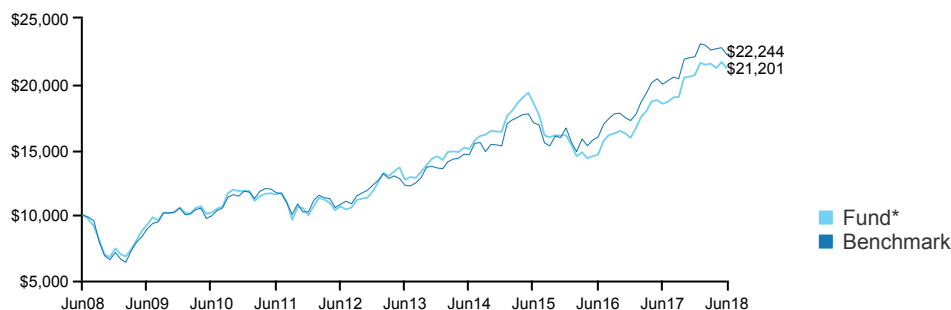
The Fund follows a GARP approach to investing, focusing on mid- and large-cap companies with quality management and sustainable earnings growth. Local economic and market factors influence every stage of the team's decision-making process. The team applies quantitative and qualitative screens to stock selection - financial strength and growth potential are analyzed and fundamental aspects that may trigger a share price increase are considered.

Fund objective

To provide long-term capital growth. This Fund invests largely in Asian companies with high growth prospects.

Historical performance as at June 30, 2018

This graph shows how a \$10,000 investment in this fund would have changed in value compared with the benchmark: 100% MSCI All Country Asia Pacific Ex-Japan Index



Compound returns as at June 30, 2018

	3 mth	1 year	2 year**	3 year**	4 year**	5 year**	10 year**
Fund*	-1.64%	14.64%	20.42%	4.59%	8.97%	10.78%	7.80%
Benchmark	-1.56%	11.27%	18.06%	9.28%	11.08%	12.61%	8.32%

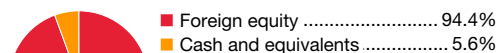
** Stated on an annualized basis

Calendar year returns

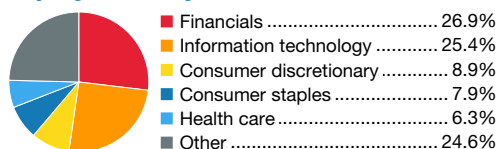
	YTD	2017	2016	2015	2014	2013
Fund*	2.45%	30.14%	-1.20%	-1.64%	12.96%	22.54%
Benchmark	0.73%	28.30%	3.35%	9.00%	12.38%	10.60%

* Any performance shown prior to the fund's inception date is that of the underlying fund and is considered representative of this fund's performance.

Composition



Equity industry



Geographic split



Top holdings as at June 30, 2018

Lyxor MSCI India UCITS ETF, 12/31/2099	7.4%
Tencent Holdings Limited	5.0%
Samsung Electronics Co., Ltd.	3.8%
Taiwan Semiconductor Manufacturing Company Limited	3.0%
Alibaba Group Holding Limited Sponsored ADR	2.8%
iShares Public Limited Company - iShares MSCI AC Far East ex-Japan UCITS ETF	2.5%
China Construction Bank Corporation	2.0%
AIA Group Limited	1.9%
Commonwealth Bank of Australia	1.8%
BHP Billiton Limited	1.7%
Total	31.9%

Fund reports are produced by Transmission Media. Canada Life and design are trademarks of The Canada Life Assurance Company (Canada Life). The investment funds described in this report are Canada Life segregated funds. The fund operating expenses shown do not include applicable taxes. The indicated fund performance reflects changes in unit value and reinvestment of all distributions and is after deduction of all fund operating expenses and applicable taxes, but before deduction of investment management fees and applicable taxes. The historical performance shown is that of the Canada Life segregated fund or the underlying third-party fund. Past performance is not indicative of future performance. More information is available at www.canadalife.com under Investing, then Group investments for plan members, or call the Canada Life Retirement Information Line at 1-800-305-1444.