

## Fund facts

as at June 30, 2018

**Asset class:** Cash & equivalents

**Fund code:** S143

**Asset category:** Canadian money market

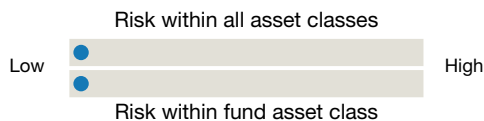
**Fund inception date:** January 1998

**Segregated fund size:** \$122.25 thousand

**Underlying fund:** MFS McLean Budden Money Market Fund

**Underlying fund size:** \$1.52 billion

## Volatility meter



## Investment manager

[MFS Investment Management Canada Limited](#)

## Investment management style

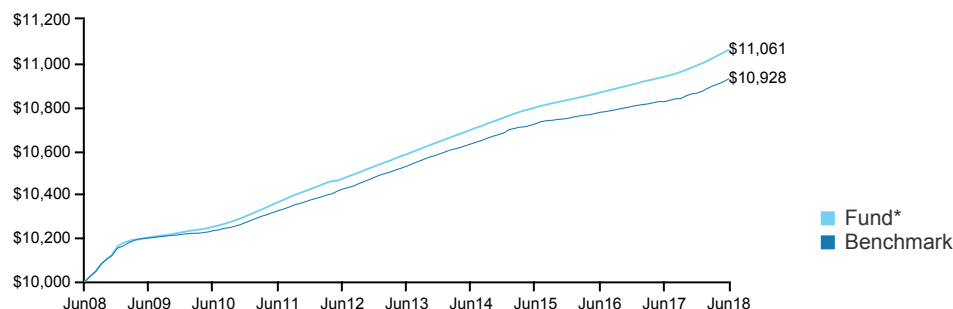
The Fund invests primarily in high-quality, low-risk short-term money market instruments, such as cash, treasury bills, bankers's acceptances, short-term corporate papers issued by Canadian companies and certificates of deposit. The term to maturity of each investment will not exceed one year.

## Fund objective

The Fund aims to provide investors with a real rate of return. It's expected that virtually all returns will be derived from income. The Fund is suitable for clients with a low risk tolerance who have a very short investment time horizon.

## Historical performance as at June 30, 2018

This graph shows how a \$10,000 investment in this fund would have changed in value compared with the benchmark: 100% FTSE TMX Canada 91 Day T-Bill Index



## Compound returns as at June 30, 2018

	3 mth	1 year	2 year**	3 year**	4 year**	5 year**	10 year**
Fund*	0.35%	1.13%	0.90%	0.81%	0.85%	0.89%	1.01%
Benchmark	0.30%	0.97%	0.71%	0.64%	0.69%	0.75%	0.89%

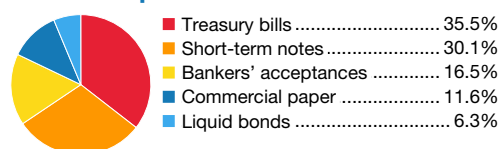
\*\* Stated on an annualized basis

## Calendar year returns

	YTD	2017	2016	2015	2014	2013
Fund*	0.66%	0.80%	0.65%	0.75%	1.03%	1.07%
Benchmark	0.61%	0.56%	0.51%	0.63%	0.91%	1.01%

\* Any performance shown prior to the fund's inception date is that of the underlying fund and is considered representative of this fund's performance.

## Cash composition



## Top holdings as at June 30, 2018

Gov. of Canada Treasury Bill, 11/1/2018	9.7%
Gov. of Canada Treasury Bill, 7/26/2018	7.3%
Gov. of Canada Treasury Bill, 10/4/2018	6.9%
National Bank of Canada, 7/27/2018	3.9%
Imperial Oil Limited, 7/5/2018	3.8%
Province Of Quebec Tbilis 1.470 08/03/2018	3.8%
The Toronto-Dominion Bank, 7/30/2018	3.7%
Province of Ontario Provincial Treasury Bill, 8/8/2018	3.4%
Manitoba (Province Of) 1.460% 09-12-2018	3.4%
Canadian T-Bill Treasury Bill, 9/6/2018	2.8%
<b>Total</b>	<b>48.7%</b>