

**Fund facts**

as at June 30, 2018

**Asset class:** Canadian equity

**Fund code:** S103

**Asset category:** Canadian equity


**Fund inception date:** October 1997

**Segregated fund size:** \$114.45 million

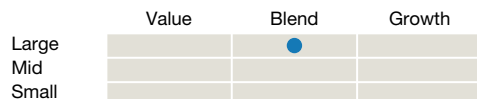
**Underlying fund:** Franklin Bissett Canadian Equity Fund

**Underlying fund size:** \$3.39 billion

**Volatility meter**



**Equity style and capitalization overview**



**Investment manager**

[Bissett Investment Management](#)

**Investment management style**

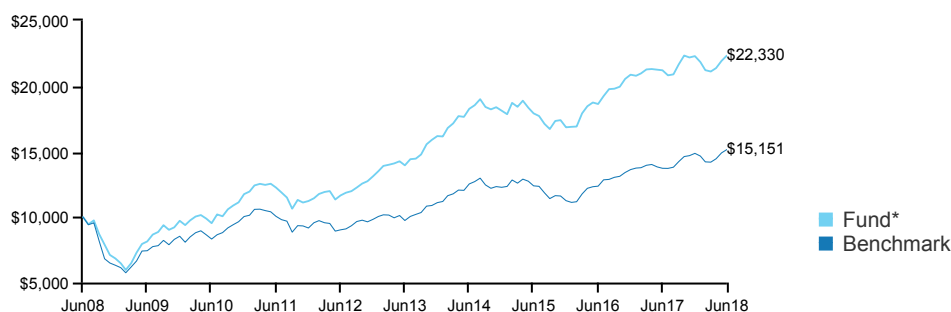
The Fund uses a GARP approach to investing. The Fund manager applies a bottom-up research approach to identify firms gaining momentum and that demonstrate sustainable, replicable growth.

**Fund objective**

The Fund seeks long-term capital appreciation by investing primarily in a diversified portfolio of Canadian equities.

**Historical performance as at June 30, 2018**

This graph shows how a \$10,000 investment in this fund would have changed in value compared with the benchmark: 100% S&P/TSX Composite Index



**Compound returns as at June 30, 2018**

	3 mth	1 year	2 year**	3 year**	4 year**	5 year**	10 year**
Fund*	5.78%	5.31%	9.48%	7.62%	5.16%	9.87%	8.36%
Benchmark	6.77%	10.41%	10.73%	6.96%	4.87%	9.24%	4.24%

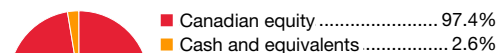
\*\* Stated on an annualized basis

**Calendar year returns**

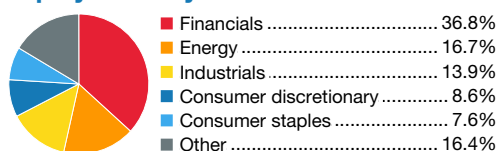
	YTD	2017	2016	2015	2014	2013
Fund*	0.20%	6.79%	23.83%	-7.00%	11.97%	23.46%
Benchmark	1.95%	9.10%	21.08%	-8.32%	10.55%	12.99%

\* Any performance shown prior to the fund's inception date is that of the underlying fund and is considered representative of this fund's performance.

**Composition**



**Equity industry**



**Geographic split**



**Top holdings as at June 30, 2018**

Brookfield Asset Management Inc. ....	6.5%
Canadian National Railway Company ....	5.6%
Restaurant Brands International Inc. ....	5.2%
Toronto-Dominion Bank .....	5.1%
Royal Bank of Canada .....	5.0%
Canadian Imperial Bank of Commerce .....	4.0%
Canadian Pacific Railway Limited .....	3.9%
Bank of Montreal .....	3.8%
The Bank of Nova Scotia .....	3.4%
Onex Corporation .....	3.2%
<b>Total .....</b>	<b>45.7%</b>

Fund reports are produced by Transmission Media. Canada Life and design are trademarks of The Canada Life Assurance Company (Canada Life). The investment funds described in this report are Canada Life segregated funds. The fund operating expenses shown do not include applicable taxes. The indicated fund performance reflects changes in unit value and reinvestment of all distributions and is after deduction of all fund operating expenses and applicable taxes, but before deduction of investment management fees and applicable taxes. The historical performance shown is that of the Canada Life segregated fund or the underlying third-party fund. Past performance is not indicative of future performance. More information is available at [www.canadalife.com](http://www.canadalife.com) under Investing, then Group investments for plan members, or call the Canada Life Retirement Information Line at 1-800-305-1444.