

Fund facts

as at June 30, 2018

Asset class: Fixed income

Fund code: S079

Asset category: Canadian bond

Fund inception date: October 1997

Segregated fund size: \$26.98 million

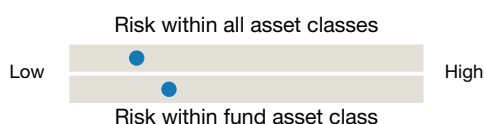
Underlying fund: Emerald Canadian Bond Fund

Underlying fund size: \$5.11 billion

Yield to maturity: 2.26%

Duration: 7.56

Volatility meter



Investment manager

[TD Asset Management Inc.](#)

Investment management style

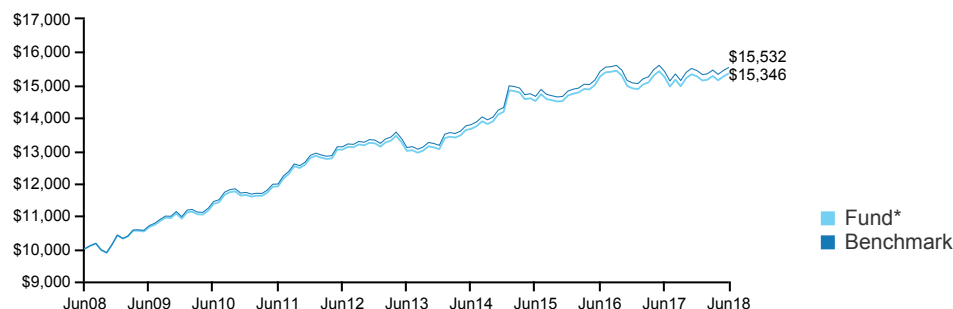
TDAM specializes in indexed, or passive, management of equities and bonds. The major advantages of indexing are consistent relative performance, diversification, minimizing manager risk and lower costs. Investment management costs (management fees, transaction costs, custody and market impact) are considerably less for indexing than for active management.

Fund objective

Mirror the returns of a well known Canadian Bond Index. The Fund mainly invests in federal, provincial and municipal government bonds, along with some corporate bonds. The overall average credit quality of the Fund is AA, with no individual bond issue rated below A.

Historical performance as at June 30, 2018

This graph shows how a \$10,000 investment in this fund would have changed in value compared with the benchmark: 100% FTSE TMX Canada Universe Bond Index



Compound returns as at June 30, 2018

	3 mth	1 year	2 year**	3 year**	4 year**	5 year**	10 year**
Fund*	0.49%	0.68%	0.30%	1.89%	2.96%	3.40%	4.38%
Benchmark	0.51%	0.76%	0.39%	1.97%	3.03%	3.48%	4.50%

** Stated on an annualized basis

Calendar year returns

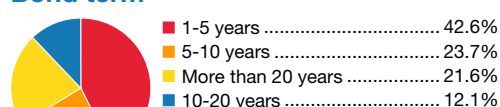
	YTD	2017	2016	2015	2014	2013
Fund*	0.57%	2.46%	1.48%	3.53%	8.74%	-1.35%
Benchmark	0.61%	2.52%	1.66%	3.52%	8.79%	-1.19%

* Any performance shown prior to the fund's inception date is that of the underlying fund and is considered representative of this fund's performance.


Bond composition



Bond term



Credit quality



Top holdings as at June 30, 2018

Gov. of Canada, 1.75%, 9/1/2019	2.0%
Gov. of Canada, 1.5%, 3/1/2020	1.4%
Gov. of Canada, 0.75%, 9/1/2020	1.3%
Gov. of Canada, 1%, 9/1/2022	1.2%
Gov. of Canada, 4%, 6/1/2041	1.1%
Gov. of Canada, 2%, 6/1/2028	1.1%
Gov. of Canada, 3.5%, 12/1/2045	1.0%
Ontario (Province of), 2.9%, 12/2/2046	1.0%
Gov. of Canada, 5.75%, 6/1/2029	0.9%
Gov. of Canada, 0.75%, 3/1/2021	0.9%
Total	11.9%