

Fund facts

as at June 30, 2018

Asset class: Fixed income

Fund code: S019

Asset category: Canadian bond

Fund inception date: November 1973

Segregated fund size: \$533.59 million

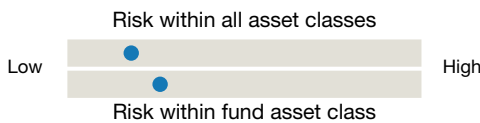
Yield to maturity: 2.80%

Duration: 7.17

Underlying fund: Laketon Fixed Income Fund

Underlying fund size: n/a

Volatility meter



Investment manager

[GLC Asset Management Group Ltd.](#)

Investment management style

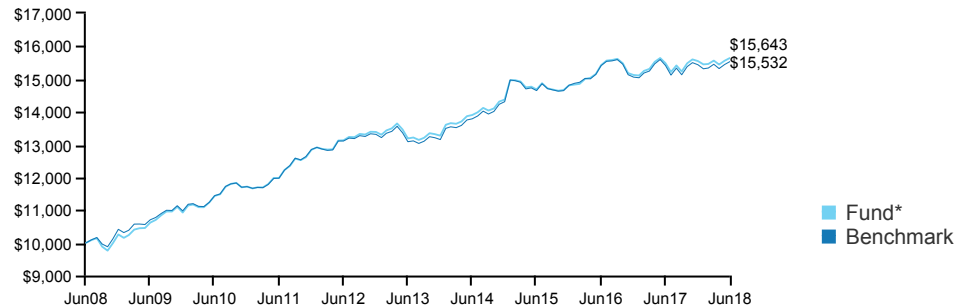
Portico's investment team uses a consistent, measured and disciplined investment approach that integrates fundamental, quantitative and technical analysis to add value while managing risk. Markets are continually monitored for emerging opportunities. Sector and yield-curve opportunities are thoroughly assessed to help identify an optimal mix across term structures and federal, individual provinces, municipalities, corporate industry, and other fixed income investment vehicles.

Fund objective

To provide income, capital preservation and modest capital appreciation, primarily through investments in Canadian fixed income securities.

Historical performance as at June 30, 2018

This graph shows how a \$10,000 investment in this fund would have changed in value compared with the benchmark: 100% FTSE TMX Canada Universe Bond Index



Compound returns as at June 30, 2018

	3 mth	1 year	2 year**	3 year**	4 year**	5 year**	10 year**
Fund*	0.50%	1.03%	0.70%	2.14%	2.99%	3.48%	4.58%
Benchmark	0.51%	0.76%	0.39%	1.97%	3.03%	3.48%	4.50%

** Stated on an annualized basis

Calendar year returns

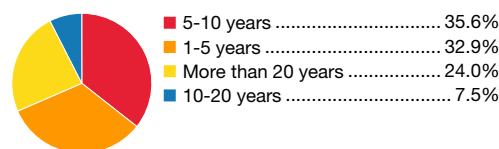
	YTD	2017	2016	2015	2014	2013
Fund*	0.60%	2.81%	2.14%	3.01%	8.30%	-0.85%
Benchmark	0.61%	2.52%	1.66%	3.52%	8.79%	-1.19%

* Any performance shown prior to the fund's inception date is that of the underlying fund and is considered representative of this fund's performance.


Bond composition



Bond term



Credit quality



Top holdings as at June 30, 2018

Quebec (Province of), 4.25%, 12/1/2043	3.7%
Canada Housing Trust No.1, 1.25%, 12/15/2020	3.5%
Ontario (Province of), 4.7%, 6/2/2037	2.6%
Canada Housing Trust No.1, 2.65%, 3/15/2022	2.3%
Canada Housing Trust No.1, 2.4%, 12/15/2022	2.3%
Ontario (Province of), 4.65%, 6/2/2041	2.0%
Gov. of Canada, 2%, 6/1/2028	1.9%
British Columbia (Province of), 3.2%, 6/18/2044	1.8%
Canada Housing Trust No.1, 2.35%, 12/15/2018	1.8%
Ontario (Province of), 2.6%, 6/2/2025	1.8%
Total	23.7%

Fund reports are produced by Transmission Media. Canada Life and design are trademarks of The Canada Life Assurance Company (Canada Life). The investment funds described in this report are Canada Life segregated funds. The fund operating expenses shown do not include applicable taxes. The indicated fund performance reflects changes in unit value and reinvestment of all distributions and is after deduction of all fund operating expenses and applicable taxes, but before deduction of investment management fees and applicable taxes. The historical performance shown is that of the Canada Life segregated fund or the underlying third-party fund. Past performance is not indicative of future performance. More information is available at www.canadalife.com under Investing, then Group investments for plan members, or call the Canada Life Retirement Information Line at 1-800-305-1444.