

## Fund facts

as at June 30, 2018

**Asset class:** Balanced

**Fund code:** S233

**Asset category:** Canadian balanced


**Fund inception date:** April 2002

**Segregated fund size:** \$13.76 million

**Underlying fund:** Jarislowsky Fraser  
Balanced Fund

**Underlying fund size:** \$2.06 billion

## Volatility meter



## Investment manager

[Jarislowsky Fraser Global Investment Management](#)

## Investment management style

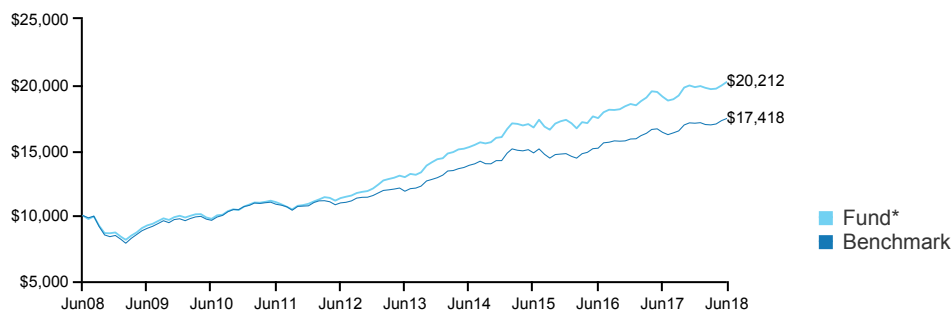
The firm constructs diversified, high-quality portfolios designed to protect existing capital and achieve long-term growth. The investment model aims to produce consistent, above-average investment returns through changing economic environments, and to be effective at minimizing volatility in today's global markets.

## Fund objective

The Fund seeks to provide a balance of current income and long-term capital appreciation by investing primarily in a mix of Canadian and foreign fixed income and equity securities.

## Historical performance as at June 30, 2018

This graph shows how a \$10,000 investment in this fund would have changed in value compared with the benchmark: 30.0% S&P/TSX Composite Index, 12.5% S&P 500 Index, 12.5% MSCI EAFE Index, 37.5% FTSE TMX Canada Universe Bond Index, 5.0% FTSE TMX Canada 91 Day T-Bill Index, 2.5% 100% MSCI Emerging Markets Index



## Compound returns as at June 30, 2018

	3 mth	1 year	2 year**	3 year**	4 year**	5 year**	10 year**
Fund*	2.82%	5.89%	7.64%	6.50%	7.32%	9.33%	7.29%
Benchmark	2.89%	6.45%	7.23%	5.60%	5.91%	7.98%	5.71%

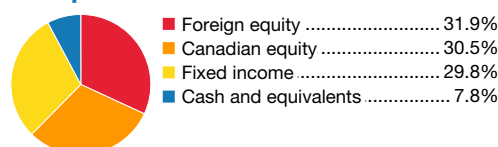
\*\* Stated on an annualized basis

## Calendar year returns

	YTD	2017	2016	2015	2014	2013
Fund*	2.02%	6.95%	6.98%	8.23%	11.80%	18.54%
Benchmark	2.12%	7.60%	7.59%	3.75%	10.11%	11.81%

\* Any performance shown prior to the fund's inception date is that of the underlying fund and is considered representative of this fund's performance.


## Composition



## Equity industry



## Bond composition



## Top holdings as at June 30, 2018

Toronto-Dominion Bank	2.8%
Royal Bank of Canada	2.1%
The Bank of Nova Scotia	1.8%
Enbridge Inc.	1.7%
Canadian National Railway Company	1.7%
Canadian Natural Resources Limited	1.5%
Canada Housing Trust No.1, 1.15%, 12/15/2021	1.4%
Nutrien Ltd., 12/28/2018	1.3%
Canadian Imperial Bank of Commerce, 1.85%, 7/14/2020	1.2%
Manulife Financial Corporation	1.1%
<b>Total</b>	<b>16.6%</b>

Fund reports are produced by Transmission Media. Canada Life and design are trademarks of The Canada Life Assurance Company (Canada Life). The investment funds described in this report are Canada Life segregated funds. The fund operating expenses shown do not include applicable taxes. The indicated fund performance reflects changes in unit value and reinvestment of all distributions and is after deduction of all fund operating expenses and applicable taxes, but before deduction of investment management fees and applicable taxes. The historical performance shown is that of the Canada Life segregated fund or the underlying third-party fund. Past performance is not indicative of future performance. More information is available at [www.canadalife.com](http://www.canadalife.com) under Investing, then Group investments for plan members, or call the Canada Life Retirement Information Line at 1-800-305-1444.