

**Fund facts**

as at June 30, 2018

**Asset class:** Balanced

**Fund code:** S110

**Asset category:** Canadian balanced


**Fund inception date:** November 1995

**Segregated fund size:** \$4.79 million

**Underlying fund:** MFS McLean Budden  
Balanced Growth Fund

**Underlying fund size:** \$787.41 million

**Volatility meter**



**Investment manager**

[MFS Investment Management Canada Limited](#)

**Investment management style**

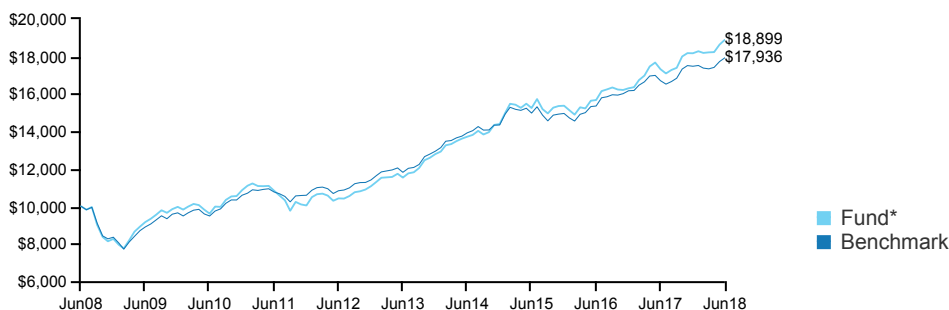
The firms' equity growth management style employs a rigorous fundamental, bottom-up investment approach focusing on reasonably valued growth companies. The Fund integrates risk management throughout the process, from security analysis to portfolio construction. The Manager works closely with the fundamental research analyst team to assess industry and company fundamentals and determine appropriate valuation.

**Fund objective**

The Fund seeks to obtain income and long-term capital gains by investing primarily in global equities and fixed income securities.

**Historical performance as at June 30, 2018**

This graph shows how a \$10,000 investment in this fund would have changed in value compared with the benchmark: 30% BMO/TSX Capped Composite Index, 30% MSCI World Index, 35% FTSE TMX Canada Universe Bond Index, 5% FTSE TMX Canada 91 Day T-Bill Index



**Compound returns as at June 30, 2018**

	3 mth	1 year	2 year**	3 year**	4 year**	5 year**	10 year**
Fund*	3.69%	9.08%	9.79%	7.41%	8.34%	10.38%	6.57%
Benchmark	3.41%	7.33%	8.07%	6.18%	6.53%	8.71%	6.02%

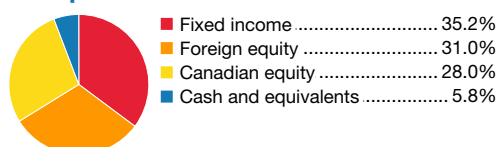
\*\* Stated on an annualized basis

**Calendar year returns**

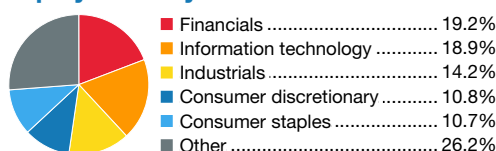
	YTD	2017	2016	2015	2014	2013
Fund*	3.97%	11.48%	6.06%	6.79%	12.57%	15.50%
Benchmark	2.59%	8.09%	8.11%	4.30%	10.82%	13.47%

\* Any performance shown prior to the fund's inception date is that of the underlying fund and is considered representative of this fund's performance.

**Composition**



**Equity industry**



**Bond composition**



**Top holdings as at June 30, 2018**

Canada Housing Trust No.1, 2.35%, 9/15/2023	
144A	2.3%
Toronto-Dominion Bank	2.2%
Royal Bank of Canada	2.1%
Gov. of Canada, 2.75%, 12/1/2048	1.7%
Suncor Energy Inc.	1.6%
Enbridge Inc.	1.4%
Gov. of Canada, 2%, 6/1/2028	1.4%
The Bank of Nova Scotia	1.3%
Gov. of Canada, 0.5%, 3/1/2022	1.2%
Canadian National Railway Company	1.2%
<b>Total</b>	<b>16.4%</b>

Fund reports are produced by Transmission Media. Canada Life and design are trademarks of The Canada Life Assurance Company (Canada Life). The investment funds described in this report are Canada Life segregated funds. The fund operating expenses shown do not include applicable taxes. The indicated fund performance reflects changes in unit value and reinvestment of all distributions and is after deduction of all fund operating expenses and applicable taxes, but before deduction of investment management fees and applicable taxes. The historical performance shown is that of the Canada Life segregated fund or the underlying third-party fund. Past performance is not indicative of future performance. More information is available at [www.canadalife.com](http://www.canadalife.com) under Investing, then Group investments for plan members, or call the Canada Life Retirement Information Line at 1-800-305-1444.