

Fund facts

as at December 31, 2016

Fund code: S609

Asset class: Asset allocation

Asset category: Aggressive

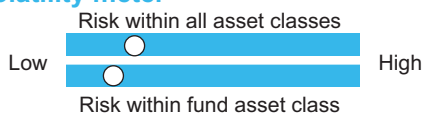
Fund inception date: August 1998

Segregated fund size: \$2.1 million

Underlying fund: n/a

Underlying fund size: n/a

Volatility meter



Investment advisor

GLC Asset Management Group Ltd. (GLC)

Who is GLC Asset Management Group Ltd. (GLC)?

- Canadian portfolio management subsidiary of The Great-West Life Assurance Company
- Offers a broad range of investment mandates through five distinct investment management divisions: GWL Investment Management (GWLIM), London Capital Management (London Capital), Laketon Investment Management (Laketon), Portico Investment Management (Portico) and Portfolio Solutions Group (PSG)
- \$47.0 billion in assets under management as of December 31, 2015

Investment management style

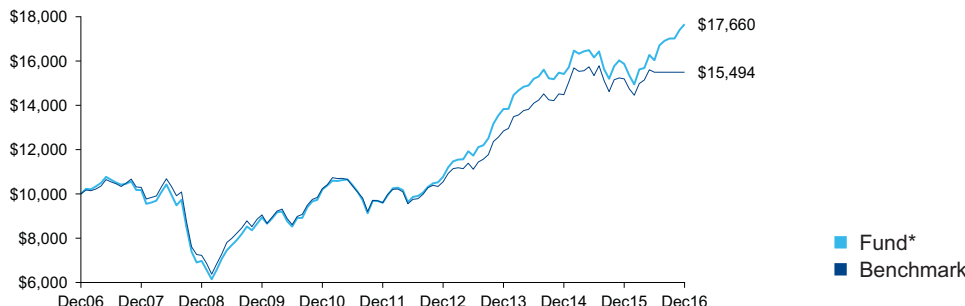
Portfolio Solutions Group builds and monitors asset allocation funds. Their objective is to maximize returns while minimizing risks. To achieve this they combine top-down modelling and bottom-up manager selection. Their top-down analysis provides insight into aggregate portfolio style drift, risk exposure and mandate gaps. Their bottom-up focus is on selecting managers who consistently add value by following a well-defined investment process.

Fund objective

To provide long-term capital appreciation. This fund may invest in other London Life funds. It's appropriate for investors with a long-term investment horizon who are not concerned with short-term volatility. The Fund's target mix is 100% equities.

Historical performance as at December 31, 2016

This graph shows how a \$10,000 investment in this fund would have changed in value compared with the benchmark: 60% S&P/TSX Composite Index, 40% MSCI World Index



Compound returns as at December 31, 2016

	3 Mth	1 Year	2 Year**	3 Year**	4 Year**	5 Year**	10 Year**
Fund*	3.78%	11.29%	7.04%	8.48%	13.15%	12.96%	5.85%
Benchmark	4.29%	12.58%	8.68%	10.03%	12.85%	12.25%	5.51%

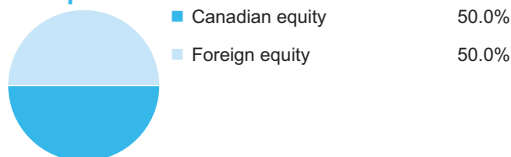
** Stated on an annualized basis

Calendar year returns

	YTD	2015	2014	2013	2012	2011
Fund*	11.29%	2.95%	11.42%	28.38%	12.21%	-5.85%
Benchmark	12.58%	4.92%	12.78%	21.74%	9.90%	-6.24%

* Any performance shown prior to the fund's inception date is that of the underlying fund and is considered representative of this fund's performance.

Composition



Top holdings as at December 31, 2016

Global Equity Fund (Trimark)	14.0%
Canadian Equity Fund (Bissett)	13.0%
Canadian Equity Fund (Greystone)	13.0%
Canadian Equity Growth Fund (Mackenzie)	12.0%
U.S. Companies Fund (Trimark)	12.0%
International Equity Fund (CI)	9.0%
Global Equity Fund (Setanta)	8.0%
Canadian Equity Fund (Leith Wheeler)	6.0%
Canadian Small Cap Equity Fund (Montrusco Bolton)	6.0%
U.S. Value Fund (London Capital)	4.0%
International Equity Fund (Templeton)	3.0%
Total	100.0%

Canada Life and design are trademarks of The Canada Life Assurance Company. The group retirement savings and payout annuity products are issued by Canada Life. Canada Life and London Life Insurance Company are subsidiaries of Great-West Life. The indicated fund performance reflects changes in unit value and reinvestment of all distributions, and is after deduction of all fund operating expenses and applicable taxes, but before the deduction of investment management fees and applicable taxes. The historical performance shown is that of the Canada Life segregated fund or the underlying third-party fund. Performance data is provided for illustrative purposes only and represents past performance, which is not indicative of future performance. For more information on the fund and its holdings, call the Canada Life Retirement Information Line at 1-800-305-1444.