

**Fund facts**

as at December 31, 2016

**Fund code:** S253

**Asset class:** Foreign equity

**Asset category:** International Equity

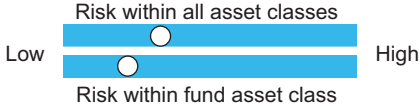
**Fund inception date:** November 2000

**Segregated fund size:** \$15.5 million

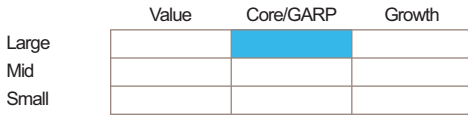
**Underlying fund:** Jarislowsky Fraser International Fund

**Underlying fund size:** \$1,593.4 million

**Volatility meter**



**Equity style and capitalization overview**



**Investment advisor**

Jarislowsky Fraser Global Investment Management

**Who is Jarislowsky Fraser Global Investment Management?**

- Independent investment counseling firm founded in 1955
- Manages investments for clients in North America and Europe
- \$35.90 billion in assets under management as of December 31, 2015

**Investment management style**

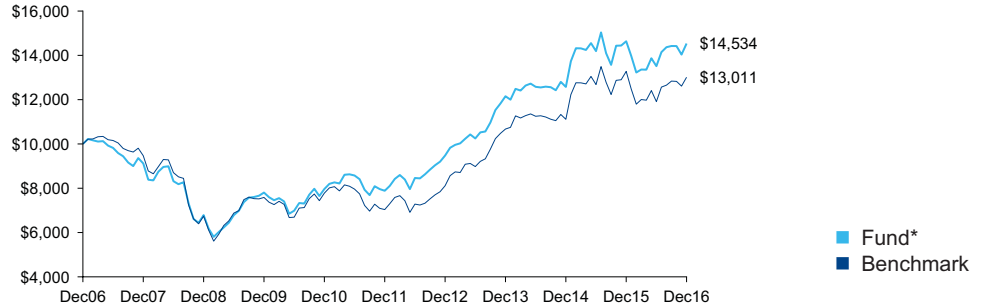
The firm constructs diversified, high quality portfolios designed to protect existing capital and achieve long-term growth. The investment model aims to produce consistent, above-average investment returns through changing economic environments, and to be effective at minimizing volatility in today's global markets.

**Fund objective**

The Fund focuses on providing superior long-term growth. Bottom-up approach with a top-down country evaluation to assess investment risks: 90% growth, 10% value. This Fund targets international companies that benefit from economies growing at a rate higher than that of North America.

**Historical performance as at December 31, 2016**

This graph shows how a \$10,000 investment in this fund would have changed in value compared with the benchmark: 100% MSCI EAFE Index



**Compound returns as at December 31, 2016**

	3 Mth	1 Year	2 Year**	3 Year**	4 Year**	5 Year**	10 Year**
Fund*	0.77%	-0.70%	7.50%	6.15%	11.28%	13.01%	3.81%
Benchmark	1.35%	-2.00%	8.20%	6.82%	12.53%	13.08%	2.67%

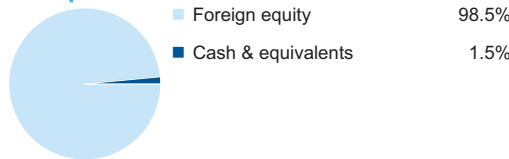
\*\* Stated on an annualized basis

**Calendar year returns**

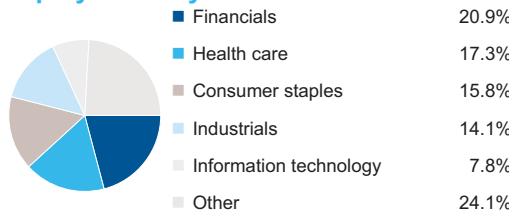
	YTD	2015	2014	2013	2012	2011
Fund*	-0.70%	16.38%	3.48%	28.24%	20.20%	-1.01%
Benchmark	-2.00%	19.46%	4.12%	31.57%	15.29%	-9.55%

\* Any performance shown prior to the fund's inception date is that of the underlying fund and is considered representative of this fund's performance.

**Composition**



**Equity industry**



**Top holdings as at December 31, 2016**

SAP AG	3.4%
Fresenius Medical Care AG & Co. KGaA	3.3%
Siemens AG	3.3%
Relx PLC	3.1%
GlaxoSmithKline plc	3.1%
Danone	3.0%
Novartis Ag	3.0%
Royal Dutch Shell PLC	3.0%
Keyence Corporation	3.0%
HSBC Holdings plc	2.9%
<b>Total</b>	<b>31.1%</b>

Canada Life and design are trademarks of The Canada Life Assurance Company. The group retirement savings and payout annuity products are issued by Canada Life. Canada Life and London Life Insurance Company are subsidiaries of Great-West Life. The indicated fund performance reflects changes in unit value and reinvestment of all distributions, and is after deduction of all fund operating expenses and applicable taxes, but before the deduction of investment management fees and applicable taxes. The historical performance shown is that of the Canada Life segregated fund or the underlying third-party fund. Performance data is provided for illustrative purposes only and represents past performance, which is not indicative of future performance. For more information on the fund and its holdings, call the Canada Life Retirement Information Line at 1-800-305-1444.