

Fund facts

as at December 31, 2016

Fund code: S244

Asset class: Foreign equity

Asset category: Global Equity

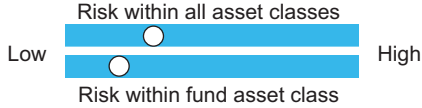
Fund inception date: August 1999

Segregated fund size: \$2.6 million

Underlying fund: TD Emerald Global Equity Pooled Fund

Underlying fund size: \$2,388.6 million

Volatility meter



Investment advisor

TD Asset Management Inc.

Who is TD Asset Management Inc.?

- TD Asset Management Inc. is a wholly-owned subsidiary of The Toronto-Dominion Bank
- TDAM and its affiliates manage over \$301.4 billion in assets as at December 31, 2015

Investment management style

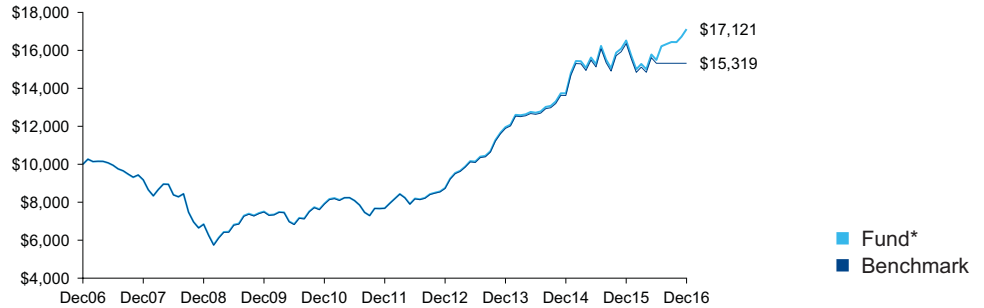
Sophisticated technology is used to constantly monitor, analyze and adjust portfolio holdings. The goal in trading is to minimize market impact and commissions incurred. The Fund does no active stock selection and holds a minimum cash level, and follows the return of the Index closely. The Fund uses replication and stratified sampling techniques to mirror the underlying benchmarks.

Fund objective

To closely track the performance of a well known World Index, net any dividend withholding taxes.

Historical performance as at December 31, 2016

This graph shows how a \$10,000 investment in this fund would have changed in value compared with the benchmark: 100% MSCI World ex-Canada Index



Compound returns as at December 31, 2016

	3 Mth	1 Year	2 Year**	3 Year**	4 Year**	5 Year**	10 Year**
Fund*	4.15%	3.64%	11.64%	12.71%	18.26%	17.37%	5.52%
Benchmark	3.88%	3.27%	11.34%	12.40%	17.96%	17.08%	5.38%

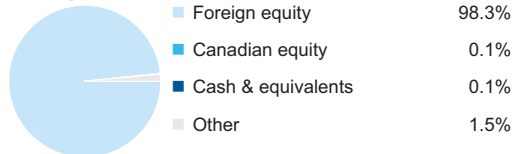
** Stated on an annualized basis

Calendar year returns

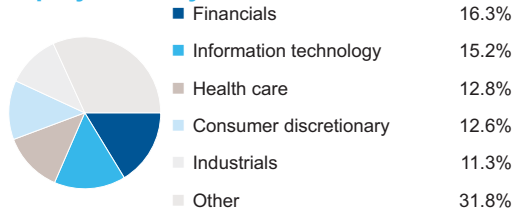
	YTD	2015	2014	2013	2012	2011
Fund*	3.64%	20.26%	14.88%	36.59%	13.90%	-3.02%
Benchmark	3.27%	20.04%	14.56%	36.32%	13.62%	-2.77%

* Any performance shown prior to the fund's inception date is that of the underlying fund and is considered representative of this fund's performance.


Composition



Equity industry



Geographic split



Top holdings as at December 31, 2016

TD Emerald International Equity Index Fund-Srs O	37.7%
Apple Inc	1.9%
Microsoft Corp	1.4%
Exxon Mobil Corp	1.1%
Johnson & Johnson	1.0%
JPMorgan Chase & Co	1.0%
Amazon.com Inc	0.9%
General Electric Co	0.9%
Facebook Inc	0.8%
Wells Fargo & Co	0.8%
Total	47.5%

Canada Life and design are trademarks of The Canada Life Assurance Company. The group retirement savings and payout annuity products are issued by Canada Life. Canada Life and London Life Insurance Company are subsidiaries of Great-West Life. The indicated fund performance reflects changes in unit value and reinvestment of all distributions, and is after deduction of all fund operating expenses and applicable taxes, but before the deduction of investment management fees and applicable taxes. The historical performance shown is that of the Canada Life segregated fund or the underlying third-party fund. Performance data is provided for illustrative purposes only and represents past performance, which is not indicative of future performance. For more information on the fund and its holdings, call the Canada Life Retirement Information Line at 1-800-305-1444.