

Fund facts

as at September 30, 2016

Fund code: S051

Asset class: Foreign equity

Asset category: Global Equity

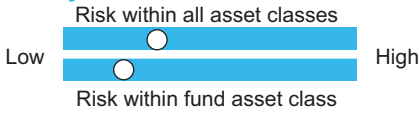
Fund inception date: March 1994

Segregated fund size: \$125.6 million

Underlying fund: Trimark Fund

Underlying fund size: \$2,236.7 million

Volatility meter



Equity style and capitalization overview

| | Value | Core/GARP | Growth |
|-------|-------|-----------|--------|
| Large | █ | | |
| Mid | | | |
| Small | | | |

Investment advisor

Invesco Canada Ltd.

Who is Invesco Canada Ltd.?

- Invesco originally incorporated in 1935
- Invesco currently offers investment solutions branded under the Invesco, Trimark and PowerShares® Funds names
- Manages \$775.60 (USD) billion in assets as at December 31, 2015

Investment management style

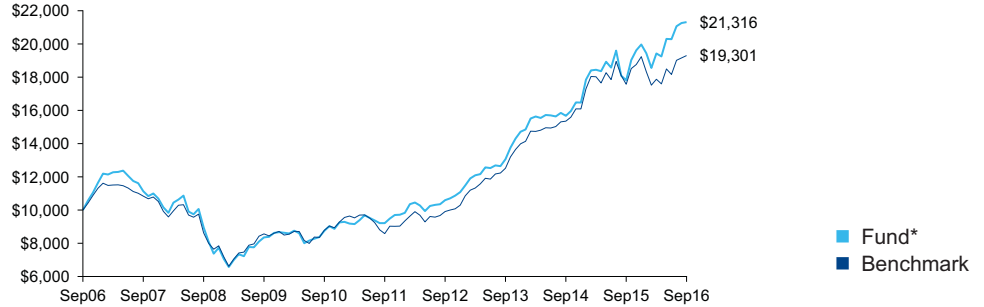
Through intense company research, the investment team develops a unique business thesis that is yet unrecognized by other investors. When choosing companies, the team looks for those whose technology, entrepreneurship, and inventiveness give them a competitive advantage in the global marketplace.

Fund objective

Achieve strong capital growth with a high degree of reliability over the long term. The Fund invests in stocks of leading companies anywhere in the world; location is a secondary consideration as companies in this Fund generate their revenue globally.

Historical performance as at September 30, 2016

This graph shows how a \$10,000 investment in this fund would have changed in value compared with the benchmark: 100% MSCI World Index



Compound returns as at September 30, 2016

| | 3 Mth | 1 Year | 2 Year** | 3 Year** | 4 Year** | 5 Year** | 10 Year** |
|-----------|-------|--------|----------|----------|----------|----------|-----------|
| Fund* | 5.07% | 19.66% | 16.62% | 17.74% | 19.10% | 18.27% | 7.86% |
| Benchmark | 6.25% | 9.81% | 12.13% | 15.53% | 18.13% | 17.60% | 6.80% |

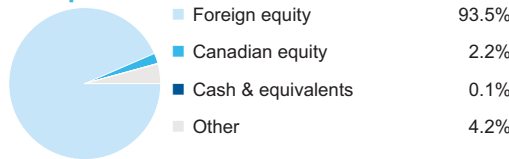
** Stated on an annualized basis

Calendar year returns

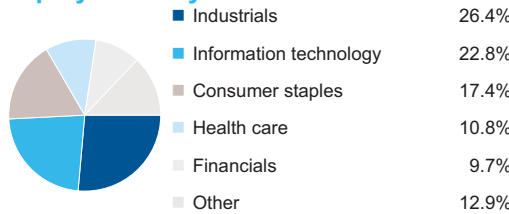
| | YTD | 2015 | 2014 | 2013 | 2012 | 2011 |
|-----------|-------|--------|--------|--------|--------|--------|
| Fund* | 6.76% | 21.23% | 11.92% | 32.83% | 14.01% | 4.98% |
| Benchmark | 0.35% | 19.55% | 15.01% | 35.91% | 13.96% | -2.67% |

* Any performance shown prior to the fund's inception date is that of the underlying fund and is considered representative of this fund's performance.

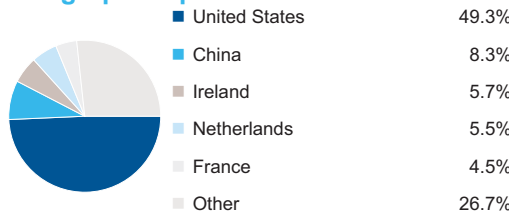
Composition



Equity industry



Geographic split



Top holdings as at September 30, 2016

| | |
|--|--------------|
| Canadian Dollar Cash Management Fund (Invesco) | 3.6% |
| NXP Semiconductors NV | 3.5% |
| Experian PLC | 3.3% |
| Wells Fargo & Co | 3.3% |
| Honeywell International Inc. | 3.3% |
| Visa Inc | 3.2% |
| Anheuser-Busch InBev NV DR | 3.2% |
| Northern Trust Corp. | 3.1% |
| Flowserve Corp. | 3.1% |
| Microsoft Corp. | 3.0% |
| Total | 32.6% |

Canada Life and design are trademarks of The Canada Life Assurance Company. The group retirement savings and payout annuity products are issued by Canada Life. Canada Life and London Life Insurance Company are subsidiaries of Great-West Life. The indicated fund performance reflects changes in unit value and reinvestment of all distributions, and is after deduction of all fund operating expenses and applicable taxes, but before the deduction of investment management fees and applicable taxes. The historical performance shown is that of the Canada Life segregated fund or the underlying third-party fund. Performance data is provided for illustrative purposes only and represents past performance, which is not indicative of future performance. For more information on the fund and its holdings, call the Canada Life Retirement Information Line at 1-800-305-1444.