

Fund Facts Booklet

Investment funds

Canada Life segregated funds policy
Originally with Great-West Life

Fund performance as of December 31, 2024

**Digital copy available at
[Canadalife.com/informationfolders](https://canadalife.com/informationfolders)**

The Canada Life Assurance Company is the sole issuer of the individual variable annuity policy described in the information folder.

This fund facts booklet forms part of the information folder. Both the information folder and fund facts booklet must be received.

Any part of your contribution allocated to a segregated fund is invested at the risk of the policyowner and may increase or decrease in value.

Fund Facts

This fund facts booklet, which forms part of the Canada Life investment fund information folder, contains individual fund facts for the investment funds available under the individual variable annuity policy. You can choose to invest in one or more of the funds available in this booklet.

The individual *fund facts* describe the key features of each investment fund including its risk level, past performance, suitability, guarantees, and what fees and charges may apply.

The individual *fund facts* is not complete without the following description of *What if I change my mind?* and *For more information*.

What if I change my mind?

You can change your mind and cancel the investment fund contract, the initial pre-authorized chequing premium or any lump-sum premium you apply to the policy by telling us in writing within two business days of the earlier of the date you received confirmation of the transaction or five business days after it was mailed to you.

Your cancellation request has to be in writing, which can include email or letter. The amount returned will be the lesser of the amount of the premium being cancelled or the value of the applicable units acquired on the day we process your request. The amount returned only applies to the specific transaction and will include a refund of any sales charges or other fees you paid.

For more information

The *Fund Facts* may not contain all the information you need. Please read the contract and the information folder or you may contact us at:

The Canada Life Assurance Company
255 Dufferin Ave
London ON N6A 4K1

Web: canadalife.com

Email address: isp_customer_care@canadalife.com

Phone: 1-888-252-1847

Table of contents

Fund Facts	1
Annual investment management fee by fund	4
Asset allocation funds	8
Conservative Portfolio	8
Moderate Portfolio	10
Balanced Portfolio	12
Advanced Portfolio	14
Aggressive Portfolio	16
Visio Portfolios	18
Visio Income Portfolio	18
Visio Income Portfolio II	20
Visio Balanced Portfolio	22
Visio Growth Portfolio	24
Cash and cash equivalent funds	26
Money Market	26
Fixed income funds	28
Diversified Fixed Income Portfolio	28
Canadian Core Bond	30
Canadian Core Plus Bond	32
Canadian Bond	34
Mortgage	36
Government Bond	38
Global Bond	40
Balanced funds	42
Canadian Fixed Income Balanced	42
Canadian Growth Balanced	44
Canadian Stock Balanced	46
Strategic Income	48
Canadian Premier Balanced	50
Canadian Value Balanced	52
Sustainable Conservative Portfolio	54
Canadian equity funds	56
Canadian Equity Portfolio	56
Canadian Growth	58
Canadian SRI Equity	60
Canadian Focused Growth	62
Canadian Stock	64
Equity Index	66
Canadian Focused Stock	68
Canadian Focused Value	70
Canadian Value	72

Canadian Focused Dividend	74
Canadian Dividend	76
Canadian Small-Mid Cap	78
Canadian Small Cap Growth	80
Canadian specialty and alternative funds	82
Real Estate	82
North American funds	84
Global Small-Mid Cap Growth.	84
Science and Technology	86
Foreign equity funds	88
Global Equity Portfolio	88
Global Low Volatility	90
Foreign Equity	92
Global All Cap Equity	94
U.S. Growth	96
U.S. Value Stock	98
U.S. Mid Cap Growth	100
EAFE Equity	102
International Equity	104
International Stock	106
International Growth	108
Foreign specialty and alternative funds	110
European Equity	110
Far East Equity	112
Emerging Markets Equity.	114
Global Resources	116

Annual investment management fee by fund

The following table shows the current investment management fee for each of our investment funds.

We have the right to change the investment management fees at any time. If we do, we'll tell you in writing 60 days before we make the change.

Fund name	Investment management fee	
	No-load	Back-end load
Asset allocation funds		
Conservative Portfolio	2.00%	2.00%
Moderate Portfolio	2.05%	2.05%
Balanced Portfolio	2.15%	2.15%
Advanced Portfolio	2.25%	2.25%
Aggressive Portfolio	2.35%	2.35%
Visio Portfolios		
Visio Income Portfolio	2.00%	2.00%
Visio Income Portfolio II	2.00%	2.00%
Visio Balanced Portfolio	2.15%	2.15%
Visio Growth Portfolio	2.25%	2.25%
Cash and cash equivalent funds		
Money Market	0.95%	1.05%
Fixed income funds		
Diversified Fixed Income Portfolio	1.75%	1.75%
Canadian Core Bond	1.60%	1.60%
Canadian Core Plus Bond	1.60%	1.60%
Canadian Bond	1.60%	1.60%
Mortgage	2.00%	2.00%
Government Bond	1.60%	1.60%
Global Bond	2.00%	2.00%
Balanced funds		
Canadian Fixed Income Balanced	1.80%	1.80%
Canadian Growth Balanced	2.15%	2.15%
Canadian Stock Balanced	2.20%	2.20%
Strategic Income	2.15%	2.15%
Canadian Premier Balanced	2.40%	2.40%
Canadian Value Balanced	2.25%	2.25%

Fund name	Investment management fee	
	No-load	Back-end load
Sustainable Conservative Portfolio	1.75%	1.75%
Canadian equity funds		
Canadian Equity Portfolio	2.35%	2.35%
Canadian Growth	2.25%	2.25%
Canadian SRI Equity	2.25%	2.25%
Canadian Focused Growth	2.45%	2.45%
Canadian Stock	2.40%	2.40%
Equity Index	2.05%	2.05%
Canadian Focused Stock	2.45%	2.45%
Canadian Focused Value	2.35%	2.35%
Canadian Value	2.45%	2.45%
Canadian Focused Dividend	2.20%	2.20%
Canadian Dividend	2.30%	2.30%
Canadian Small-Mid Cap	2.35%	2.35%
Canadian Small Cap Growth	2.55%	2.55%
Canadian specialty and alternative funds		
Real Estate	2.60%	2.60%
North American funds		
Global Small-Mid Cap Growth	2.41%	2.41%
Science and Technology	2.55%	2.55%
Foreign equity funds		
Global Equity Portfolio	2.55%	2.55%
Global Low Volatility	2.45%	2.45%
Foreign Equity	2.50%	2.50%
Global All Cap Equity	2.40%	2.40%
U.S. Growth	2.30%	2.30%
U.S. Value Stock	2.30%	2.30%
U.S. Mid Cap Growth	2.40%	2.40%
EAFE Equity	2.50%	2.50%
International Equity	2.45%	2.45%
International Stock	2.50%	2.50%
International Growth	2.60%	2.60%

Fund name	Investment management fee	
	No-load	Back-end load
Foreign specialty and alternative funds		
European Equity	2.45%	2.45%
Far East Equity	2.60%	2.60%
Emerging Markets Equity	2.80%	2.80%
Global Resources	2.60%	2.60%

This page is intentionally left blank.

Conservative Portfolio

Quick facts: **Date fund available:** December 12, 2000
Date fund created: September 24, 1996
Managed by: Canada Life Investment Management Ltd.

Total fund value: \$155,125,813
Portfolio turnover rate: 54.70%

Guarantee option	MER (%) ¹	Minimum AMS fee (%) ¹	MER plus minimum AMS fee (%) ¹	NAV (\$) ¹	UOS ¹
75% maturity and 75% death benefit guarantee	1.14	0.50	1.64	544.09	3,201

¹ The advisory and management services fee is between 1.00% and 1.25% where the initial premium is between \$250,000 and \$499,999 and 0.50% to 1.25% where the initial premium is \$500,000 and over. The percentage shown in this table applies to plans with \$500,000 and over.

¹ MER – Management expense ratio
NAV – Net asset value
AMS – Advisory and management services
UOS – Units outstanding

Minimum investment
•\$250,000

What does the fund invest in?

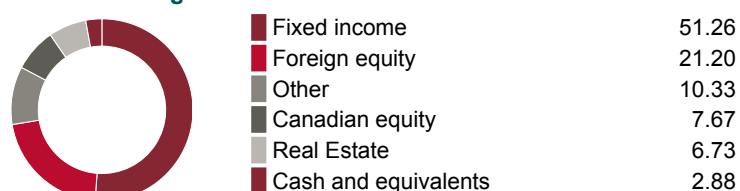
This segregated fund, through investments in other funds, invests primarily in fixed-income securities but includes Canadian and foreign equities. It targets an asset mix of 70 per cent fixed income and 30 per cent equities.

Top 10 investments

	Assets %
Canadian Core Plus Bond	18.00
Canadian Core Fixed Income	16.05
Mortgage	11.48
Real Estate	6.73
Global Bond	6.43
Unconstrained Fixed Income	4.34
Canadian Focused Dividend	2.97
Long Term Bond	2.97
Foreign Equity	2.97
Global Dividend	2.97
Total	74.91

Total investments: **24**

Investment segmentation



Are there any guarantees?

This fund is being offered under an insurance contract. It comes with guarantees that may protect your investment if the markets go down. The MER includes the insurance cost for the guarantee. For details, please refer to the information folder and contract.

Who is this fund for?

A person who is investing for the medium to longer term, wants exposure to multi-managers in one fund with a target of no more than 25 per cent invested in equities and is comfortable with low risk.

How has the fund performed?

This section tells you how the fund has performed over the past 10 years. Returns are after the MER has been deducted.

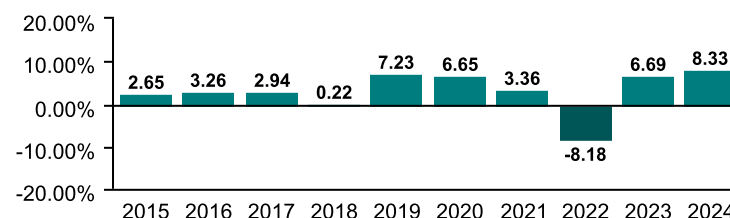
It's important to note that this doesn't tell you how the fund will perform in the future. Also, your actual return will depend on your personal tax situation.

Average return

A person who invested \$1,000 in the fund on December 31, 2014 would have \$1,371.68 on December 31, 2024. This works out to an average of 3.21% a year.

Year-by-year returns (%)

This chart shows how the fund has performed in each of the past 10 years. In the past 10 years, the fund was up in value 9 years and down in value 1 year.



How risky is it?

The risk rating for this fund is *Low*.



The value of your investments can go down. Please see the *Fund risks* section of the information folder for further details.

Conservative Portfolio

How much does it cost?

The following table shows the fees and expenses you could pay to invest in or redeem units of the fund.

1. Sales charges

Sales charge option	What you pay	How it works
Managed-money program	There is no fee to invest or redeem units.	<ul style="list-style-type: none"> You and your financial security advisor agree on an advisory and management services fee of between 1.00% and 1.25% where the initial premium is between \$250,000 to \$499,999 and 0.50% to 1.25% where the initial premium is \$500,000 and over. The fee is deducted from your plan monthly based on the value of your plan. You can exchange to units of other funds under the contract at any time.

2. Ongoing expenses

The MER includes the management fee and operating expenses of the fund. The MER includes the insurance cost for the guarantee. You do not pay these expenses directly. They affect you because they reduce the return you get on your investment. For details about how the guarantee works, see your insurance contract.

Guarantee option	MER (Annual rate as a % of the fund's value)*
75% maturity and 75% death benefit guarantee	1.14

* Advisory and management services fee is not included in the MER.

Trailing commission

Canada Life pays the negotiated advisory and management services fee of up to 2% of the value of your investments for the services and advice provided to you for as long as you hold the fund.

3. Other fees

You may have to pay other fees when you redeem or exchange units of the fund.

Fee	What you pay
Short-term trading fee	Up to 2% of the value of units you redeem or exchange within 90 days of investing in the fund.

What if I change my mind?

You can change your mind and cancel the investment fund contract, the initial pre-authorized chequing premium or any lump-sum premium you apply to the policy by telling us in writing within two business days of the earlier of the date you received confirmation of the transaction or five business days after it is mailed to you.

Your cancellation request has to be in writing, which can include email or letter. The amount returned will be the lesser of the amount of the premium being cancelled or the value of the applicable units acquired on the day we process your request. The amount returned only applies to the specific transaction and will include a refund of any sales charges or other fees you paid.

For more information

The *Fund Facts* may not contain all the information you need. Please read the contract and the information folder or you may contact us at:

The Canada Life Assurance Company
 255 Dufferin Avenue
 London, ON N6A 4K1
 Web - www.canadalife.com
 Email - isp_customer_care@canadalife.com
 Telephone - 1-888-252-1847

Moderate Portfolio

Quick facts: **Date fund available:** December 12, 2000
Date fund created: September 24, 1996
Managed by: Canada Life Investment Management Ltd.

Total fund value: \$175,345,552
Portfolio turnover rate: 34.42%

Guarantee option	MER (%) ¹	Minimum AMS fee (%) ¹	MER plus minimum AMS fee (%) ¹	NAV (\$) ¹	UOS ¹
75% maturity and 75% death benefit guarantee	1.21	0.50	1.71	587.76	3,591

¹ The advisory and management services fee is between 1.00% and 1.25% where the initial premium is between \$250,000 and \$499,999 and 0.50% to 1.25% where the initial premium is \$500,000 and over. The percentage shown in this table applies to plans with \$500,000 and over.

¹ MER – Management expense ratio
NAV – Net asset value
AMS – Advisory and management services
UOS – Units outstanding

Minimum investment
•\$250,000

What does the fund invest in?

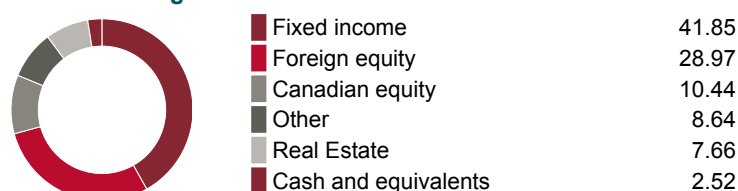
This segregated fund, through investments in other funds, invests primarily in fixed-income securities but includes Canadian and foreign equities. It targets an asset mix of 60 per cent fixed income and 40 per cent equities.

Top 10 investments

	Assets %
Canadian Core Plus Bond	13.75
Canadian Core Fixed Income	12.35
Mortgage	9.27
Real Estate	7.66
Global Bond	5.56
Long Term Bond	4.52
Canadian Focused Dividend	4.07
Canadian Focused Value	4.06
Canadian Growth	4.06
Global Dividend	3.72
Total	69.02

Total investments: **24**

Investment segmentation



Are there any guarantees?

This fund is being offered under an insurance contract. It comes with guarantees that may protect your investment if the markets go down. The MER includes the insurance cost for the guarantee. For details, please refer to the information folder and contract.

Who is this fund for?

A person who is investing for the medium to longer term, wants exposure to multi-managers in one fund with a target of no more than 40 per cent invested in equities and is comfortable with low to moderate risk.

How has the fund performed?

This section tells you how the fund has performed over the past 10 years. Returns are after the MER has been deducted.

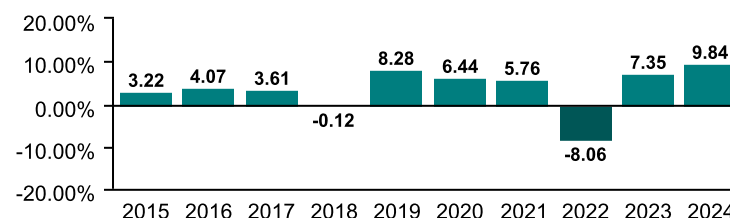
It's important to note that this doesn't tell you how the fund will perform in the future. Also, your actual return will depend on your personal tax situation.

Average return

A person who invested \$1,000 in the fund on December 31, 2014 would have \$1,468.85 on December 31, 2024. This works out to an average of 3.92% a year.

Year-by-year returns (%)

This chart shows how the fund has performed in each of the past 10 years. In the past 10 years, the fund was up in value 8 years and down in value 2 years.



How risky is it?

The risk rating for this fund is *Low to moderate*.



The value of your investments can go down. Please see the *Fund risks* section of the information folder for further details.

Moderate Portfolio

How much does it cost?

The following table shows the fees and expenses you could pay to invest in or redeem units of the fund.

1. Sales charges

Sales charge option	What you pay	How it works
Managed-money program	There is no fee to invest or redeem units.	<ul style="list-style-type: none"> You and your financial security advisor agree on an advisory and management services fee of between 1.00% and 1.25% where the initial premium is between \$250,000 to \$499,999 and 0.50% to 1.25% where the initial premium is \$500,000 and over. The fee is deducted from your plan monthly based on the value of your plan. You can exchange to units of other funds under the contract at any time.

2. Ongoing expenses

The MER includes the management fee and operating expenses of the fund. The MER includes the insurance cost for the guarantee. You do not pay these expenses directly. They affect you because they reduce the return you get on your investment. For details about how the guarantee works, see your insurance contract.

Guarantee option	MER (Annual rate as a % of the fund's value)*
75% maturity and 75% death benefit guarantee	1.21

* Advisory and management services fee is not included in the MER.

Trailing commission

Canada Life pays the negotiated advisory and management services fee of up to 2% of the value of your investments for the services and advice provided to you for as long as you hold the fund.

3. Other fees

You may have to pay other fees when you redeem or exchange units of the fund.

Fee	What you pay
Short-term trading fee	Up to 2% of the value of units you redeem or exchange within 90 days of investing in the fund.

What if I change my mind?

You can change your mind and cancel the investment fund contract, the initial pre-authorized chequing premium or any lump-sum premium you apply to the policy by telling us in writing within two business days of the earlier of the date you received confirmation of the transaction or five business days after it is mailed to you.

Your cancellation request has to be in writing, which can include email or letter. The amount returned will be the lesser of the amount of the premium being cancelled or the value of the applicable units acquired on the day we process your request. The amount returned only applies to the specific transaction and will include a refund of any sales charges or other fees you paid.

For more information

The *Fund Facts* may not contain all the information you need. Please read the contract and the information folder or you may contact us at:

The Canada Life Assurance Company
 255 Dufferin Avenue
 London, ON N6A 4K1
 Web - www.canadalife.com
 Email - isp_customer_care@canadalife.com
 Telephone - 1-888-252-1847

Balanced Portfolio

Quick facts: **Date fund available:** December 12, 2000
Date fund created: September 24, 1996
Managed by: Canada Life Investment Management Ltd.

Total fund value: \$356,792,482
Portfolio turnover rate: 28.49%

Guarantee option	MER (%) ¹	Minimum AMS fee (%) ¹	MER plus minimum AMS fee (%) ¹	NAV (\$) ¹	UOS ¹
75% maturity and 75% death benefit guarantee	1.29	0.50	1.79	600.52	7,233

¹ The advisory and management services fee is between 1.00% and 1.25% where the initial premium is between \$250,000 and \$499,999 and 0.50% to 1.25% where the initial premium is \$500,000 and over. The percentage shown in this table applies to plans with \$500,000 and over.

¹ MER – Management expense ratio
 NAV – Net asset value
 AMS – Advisory and management services
 UOS – Units outstanding

Minimum investment
 •\$250,000

What does the fund invest in?

This segregated fund, through investments in other funds, invests primarily in Canadian and foreign equities but includes fixed-income securities. It targets an asset mix of 40 per cent fixed income and 60 per cent equities.

Top 10 investments

	Assets %
Canadian Core Plus Bond	11.69
Canadian Core Fixed Income	9.37
Real Estate	7.74
Mortgage	6.71
U.S. Value Stock	5.45
Global Bond	5.21
Canadian Focused Value	4.92
Canadian Focused Dividend	4.92
Canadian Growth	4.69
U.S. Growth	4.64
Total	65.34

Total investments: **24**

Investment segmentation



Are there any guarantees?

This fund is being offered under an insurance contract. It comes with guarantees that may protect your investment if the markets go down. The MER includes the insurance cost for the guarantee. For details, please refer to the information folder and contract.

Who is this fund for?

A person who is investing for the medium to longer term, wants exposure to multi-managers in one fund with a target of no more than 40 per cent invested in fixed income and is comfortable with low to moderate risk.

How has the fund performed?

This section tells you how the fund has performed over the past 10 years. Returns are after the MER has been deducted.

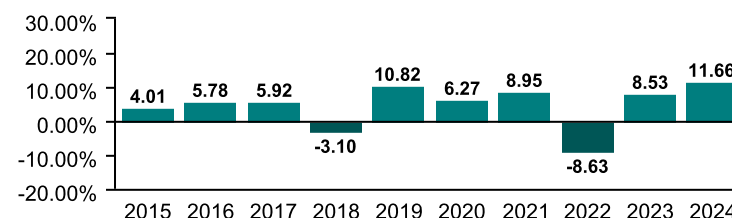
It's important to note that this doesn't tell you how the fund will perform in the future. Also, your actual return will depend on your personal tax situation.

Average return

A person who invested \$1,000 in the fund on December 31, 2014 would have \$1,604.27 on December 31, 2024. This works out to an average of 4.84% a year.

Year-by-year returns (%)

This chart shows how the fund has performed in each of the past 10 years. In the past 10 years, the fund was up in value 8 years and down in value 2 years.



How risky is it?

The risk rating for this fund is *Low to moderate*.



The value of your investments can go down. Please see the *Fund risks* section of the information folder for further details.

Balanced Portfolio

How much does it cost?

The following table shows the fees and expenses you could pay to invest in or redeem units of the fund.

1. Sales charges

Sales charge option	What you pay	How it works
Managed-money program	There is no fee to invest or redeem units.	<ul style="list-style-type: none"> You and your financial security advisor agree on an advisory and management services fee of between 1.00% and 1.25% where the initial premium is between \$250,000 to \$499,999 and 0.50% to 1.25% where the initial premium is \$500,000 and over. The fee is deducted from your plan monthly based on the value of your plan. You can exchange to units of other funds under the contract at any time.

2. Ongoing expenses

The MER includes the management fee and operating expenses of the fund. The MER includes the insurance cost for the guarantee. You do not pay these expenses directly. They affect you because they reduce the return you get on your investment. For details about how the guarantee works, see your insurance contract.

Guarantee option	MER (Annual rate as a % of the fund's value)*
75% maturity and 75% death benefit guarantee	1.29

* Advisory and management services fee is not included in the MER.

Trailing commission

Canada Life pays the negotiated advisory and management services fee of up to 2% of the value of your investments for the services and advice provided to you for as long as you hold the fund.

3. Other fees

You may have to pay other fees when you redeem or exchange units of the fund.

Fee	What you pay
Short-term trading fee	Up to 2% of the value of units you redeem or exchange within 90 days of investing in the fund.

What if I change my mind?

You can change your mind and cancel the investment fund contract, the initial pre-authorized chequing premium or any lump-sum premium you apply to the policy by telling us in writing within two business days of the earlier of the date you received confirmation of the transaction or five business days after it is mailed to you.

Your cancellation request has to be in writing, which can include email or letter. The amount returned will be the lesser of the amount of the premium being cancelled or the value of the applicable units acquired on the day we process your request. The amount returned only applies to the specific transaction and will include a refund of any sales charges or other fees you paid.

For more information

The *Fund Facts* may not contain all the information you need. Please read the contract and the information folder or you may contact us at:

The Canada Life Assurance Company
 255 Dufferin Avenue
 London, ON N6A 4K1
 Web - www.canadalife.com
 Email - isp_customer_care@canadalife.com
 Telephone - 1-888-252-1847

Advanced Portfolio

Quick facts: **Date fund available:** December 12, 2000
Date fund created: September 24, 1996
Managed by: Canada Life Investment Management Ltd.

Total fund value: \$151,927,782
Portfolio turnover rate: 23.96%

Guarantee option	MER (%) ¹	Minimum AMS fee (%) ¹	MER plus minimum AMS fee (%) ¹	NAV (\$) ¹	UOS ¹
75% maturity and 75% death benefit guarantee	1.40	0.50	1.90	716.96	4,375

¹ The advisory and management services fee is between 1.00% and 1.25% where the initial premium is between \$250,000 and \$499,999 and 0.50% to 1.25% where the initial premium is \$500,000 and over. The percentage shown in this table applies to plans with \$500,000 and over.

¹ MER – Management expense ratio
 NAV – Net asset value
 AMS – Advisory and management services
 UOS – Units outstanding

Minimum investment
 •\$250,000

What does the fund invest in?

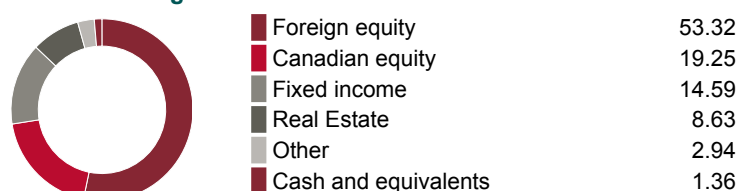
This segregated fund, through investments in other funds, invests primarily in Canadian and foreign equities but includes fixed-income securities. It targets an asset mix of 20 per cent fixed income and 80 per cent equities.

Top 10 investments

	Assets %
Canadian Core Plus Bond	10.62
Real Estate	8.63
U.S. Value Stock	7.44
Canadian Focused Value	6.71
Canadian Focused Dividend	6.71
Canadian Growth	6.45
U.S. Growth	6.36
American Growth	5.33
International Equity (Setanta)	5.02
International Growth	4.96
Total	68.23

Total investments: **22**

Investment segmentation



Are there any guarantees?

This fund is being offered under an insurance contract. It comes with guarantees that may protect your investment if the markets go down. The MER includes the insurance cost for the guarantee. For details, please refer to the information folder and contract.

Who is this fund for?

A person who is investing for the medium to longer term, wants exposure to multi-managers in one fund with a target of no more than 20 per cent invested in fixed income and is comfortable with low to moderate risk.

How has the fund performed?

This section tells you how the fund has performed over the past 10 years. Returns are after the MER has been deducted.

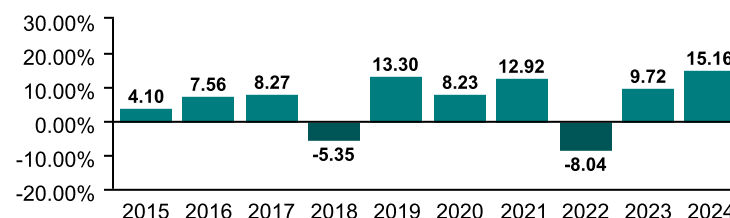
It's important to note that this doesn't tell you how the fund will perform in the future. Also, your actual return will depend on your personal tax situation.

Average return

A person who invested \$1,000 in the fund on December 31, 2014 would have \$1,846.11 on December 31, 2024. This works out to an average of 6.32% a year.

Year-by-year returns (%)

This chart shows how the fund has performed in each of the past 10 years. In the past 10 years, the fund was up in value 8 years and down in value 2 years.



How risky is it?

The risk rating for this fund is *Low to moderate*.



The value of your investments can go down. Please see the *Fund risks* section of the information folder for further details.

Advanced Portfolio

How much does it cost?

The following table shows the fees and expenses you could pay to invest in or redeem units of the fund.

1. Sales charges

Sales charge option	What you pay	How it works
Managed-money program	There is no fee to invest or redeem units.	<ul style="list-style-type: none"> You and your financial security advisor agree on an advisory and management services fee of between 1.00% and 1.25% where the initial premium is between \$250,000 to \$499,999 and 0.50% to 1.25% where the initial premium is \$500,000 and over. The fee is deducted from your plan monthly based on the value of your plan. You can exchange to units of other funds under the contract at any time.

2. Ongoing expenses

The MER includes the management fee and operating expenses of the fund. The MER includes the insurance cost for the guarantee. You do not pay these expenses directly. They affect you because they reduce the return you get on your investment. For details about how the guarantee works, see your insurance contract.

Guarantee option	MER (Annual rate as a % of the fund's value)*
75% maturity and 75% death benefit guarantee	1.40

* Advisory and management services fee is not included in the MER.

Trailing commission

Canada Life pays the negotiated advisory and management services fee of up to 2% of the value of your investments for the services and advice provided to you for as long as you hold the fund.

3. Other fees

You may have to pay other fees when you redeem or exchange units of the fund.

Fee	What you pay
Short-term trading fee	Up to 2% of the value of units you redeem or exchange within 90 days of investing in the fund.

What if I change my mind?

You can change your mind and cancel the investment fund contract, the initial pre-authorized chequing premium or any lump-sum premium you apply to the policy by telling us in writing within two business days of the earlier of the date you received confirmation of the transaction or five business days after it is mailed to you.

Your cancellation request has to be in writing, which can include email or letter. The amount returned will be the lesser of the amount of the premium being cancelled or the value of the applicable units acquired on the day we process your request. The amount returned only applies to the specific transaction and will include a refund of any sales charges or other fees you paid.

For more information

The *Fund Facts* may not contain all the information you need. Please read the contract and the information folder or you may contact us at:

The Canada Life Assurance Company
 255 Dufferin Avenue
 London, ON N6A 4K1
 Web - www.canadalife.com
 Email - isp_customer_care@canadalife.com
 Telephone - 1-888-252-1847

Aggressive Portfolio

Quick facts: **Date fund available:** December 12, 2000
Date fund created: September 24, 1996
Managed by: Canada Life Investment Management Ltd.

Total fund value: \$113,038,407
Portfolio turnover rate: 19.13%

Guarantee option	MER (%) ¹	Minimum AMS fee (%) ¹	MER plus minimum AMS fee (%) ¹	NAV (\$) ¹	UOS ¹
75% maturity and 75% death benefit guarantee	1.51	0.50	2.01	711.98	1,908

¹ The advisory and management services fee is between 1.00% and 1.25% where the initial premium is between \$250,000 and \$499,999 and 0.50% to 1.25% where the initial premium is \$500,000 and over. The percentage shown in this table applies to plans with \$500,000 and over.

¹ MER – Management expense ratio
NAV – Net asset value
AMS – Advisory and management services
UOS – Units outstanding

Minimum investment
•\$250,000

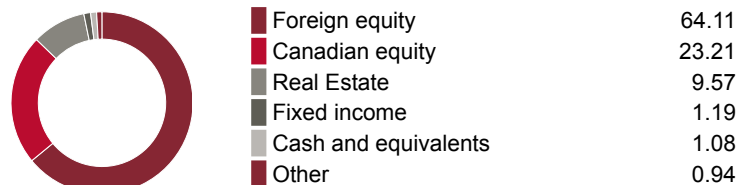
What does the fund invest in?

This segregated fund, through investments in other funds, invests primarily in Canadian and foreign equities. It targets an asset mix of 100 per cent equities.

Top 10 investments

	Assets %
Real Estate	9.57
U.S. Value Stock	8.97
Canadian Focused Dividend	8.10
Canadian Focused Value	8.09
Canadian Growth	7.78
U.S. Growth	7.62
American Growth	6.44
International Equity (Setanta)	6.29
International Growth	6.22
Global Small Cap (Mackenzie)	5.01
Total	74.09
Total investments:	17

Investment segmentation



Are there any guarantees?

This fund is being offered under an insurance contract. It comes with guarantees that may protect your investment if the markets go down. The MER includes the insurance cost for the guarantee. For details, please refer to the information folder and contract.

Who is this fund for?

A person who is investing for the medium to longer term, wants exposure to multi-managers in one fund with a target of 100 per cent invested in equities and is comfortable with moderate risk.

How has the fund performed?

This section tells you how the fund has performed over the past 10 years. Returns are after the MER has been deducted.

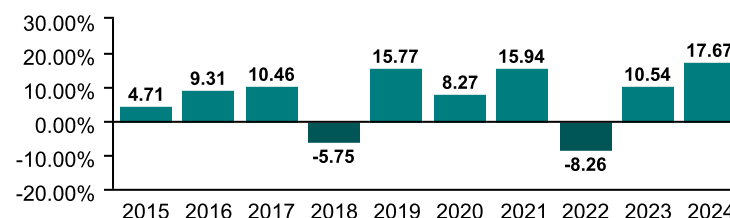
It's important to note that this doesn't tell you how the fund will perform in the future. Also, your actual return will depend on your personal tax situation.

Average return

A person who invested \$1,000 in the fund on December 31, 2014 would have \$2,066.31 on December 31, 2024. This works out to an average of 7.53% a year.

Year-by-year returns (%)

This chart shows how the fund has performed in each of the past 10 years. In the past 10 years, the fund was up in value 8 years and down in value 2 years.



How risky is it?

The risk rating for this fund is *Moderate*.



The value of your investments can go down. Please see the *Fund risks* section of the information folder for further details.

Aggressive Portfolio

How much does it cost?

The following table shows the fees and expenses you could pay to invest in or redeem units of the fund.

1. Sales charges

Sales charge option	What you pay	How it works
Managed-money program	There is no fee to invest or redeem units.	<ul style="list-style-type: none"> You and your financial security advisor agree on an advisory and management services fee of between 1.00% and 1.25% where the initial premium is between \$250,000 to \$499,999 and 0.50% to 1.25% where the initial premium is \$500,000 and over. The fee is deducted from your plan monthly based on the value of your plan. You can exchange to units of other funds under the contract at any time.

2. Ongoing expenses

The MER includes the management fee and operating expenses of the fund. The MER includes the insurance cost for the guarantee. You do not pay these expenses directly. They affect you because they reduce the return you get on your investment. For details about how the guarantee works, see your insurance contract.

Guarantee option	MER (Annual rate as a % of the fund's value)*
75% maturity and 75% death benefit guarantee	1.51

* Advisory and management services fee is not included in the MER.

Trailing commission

Canada Life pays the negotiated advisory and management services fee of up to 2% of the value of your investments for the services and advice provided to you for as long as you hold the fund.

3. Other fees

You may have to pay other fees when you redeem or exchange units of the fund.

Fee	What you pay
Short-term trading fee	Up to 2% of the value of units you redeem or exchange within 90 days of investing in the fund.

What if I change my mind?

You can change your mind and cancel the investment fund contract, the initial pre-authorized chequing premium or any lump-sum premium you apply to the policy by telling us in writing within two business days of the earlier of the date you received confirmation of the transaction or five business days after it is mailed to you.

Your cancellation request has to be in writing, which can include email or letter. The amount returned will be the lesser of the amount of the premium being cancelled or the value of the applicable units acquired on the day we process your request. The amount returned only applies to the specific transaction and will include a refund of any sales charges or other fees you paid.

For more information

The *Fund Facts* may not contain all the information you need. Please read the contract and the information folder or you may contact us at:

The Canada Life Assurance Company
 255 Dufferin Avenue
 London, ON N6A 4K1
 Web - www.canadalife.com
 Email - isp_customer_care@canadalife.com
 Telephone - 1-888-252-1847

Visio Income Portfolio

Quick facts: **Date fund available:** June 12, 2006
Date fund created: June 12, 2006
Managed by: Canada Life Investment Management Ltd.

Total fund value: \$18,931,559
Portfolio turnover rate: 66.30%

Guarantee option	MER (%) ¹	Minimum AMS fee (%) ¹	MER plus minimum AMS fee (%) ¹	NAV (\$) ¹	UOS ¹
75% maturity and 75% death benefit guarantee	1.13	0.50	1.63	385.08	392

¹ The advisory and management services fee is between 1.00% and 1.25% where the initial premium is between \$250,000 and \$499,999 and 0.50% to 1.25% where the initial premium is \$500,000 and over. The percentage shown in this table applies to plans with \$500,000 and over.

¹ MER – Management expense ratio
NAV – Net asset value
AMS – Advisory and management services
UOS – Units outstanding

Minimum investment
•\$250,000

What does the fund invest in?

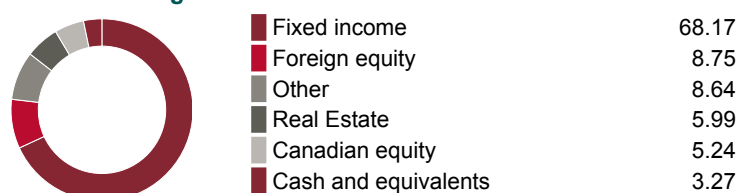
This segregated fund invests primarily in fixed-income securities but includes Canadian and foreign equities currently through the IPC Private Wealth Visio Income Pool. It targets an asset mix of 50 to 70 per cent fixed income and 30 to 50 per cent equities.

Top 10 investments

	Assets %
Canadian Core Plus Bond	27.54
Canadian Core Fixed Income	16.76
Mortgage	9.98
Unconstrained Fixed Income	7.64
Global Bond	6.99
Long Term Bond	6.40
Real Estate	5.99
Real Return Bond	2.99
Canadian Focused Dividend	2.80
Foreign Equity	2.80
Total	89.89

Total investments: **16**

Investment segmentation



Are there any guarantees?

This fund is being offered under an insurance contract. It comes with guarantees that may protect your investment if the markets go down. The MER includes the insurance cost for the guarantee. For details, please refer to the information folder and contract.

Who is this fund for?

A person who is investing for the medium to longer term with a target of no more than 30 to 50 per cent invested in equities and is comfortable with low risk.

Notes

Prior to May 16, 2025, this fund was named Conservative Income Portfolio. Effective May 16, 2025, this fund will aim to invest in a single underlying fund instead of several underlying funds. The performance prior to the above dates was achieved under previous investment strategy. The Top 10 investments represent the holdings as of December 31, 2024. No other changes were made to the segregated fund.

How has the fund performed?

This section tells you how the fund has performed over the past 10 years. Returns are after the MER has been deducted.

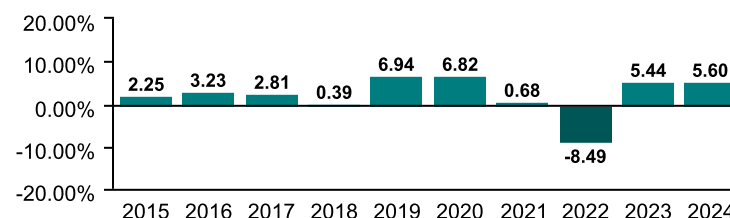
It's important to note that this doesn't tell you how the fund will perform in the future. Also, your actual return will depend on your personal tax situation.

Average return

A person who invested \$1,000 in the fund on December 31, 2014 would have \$1,276.64 on December 31, 2024. This works out to an average of 2.47% a year.

Year-by-year returns (%)

This chart shows how the fund has performed in each of the past 10 years. In the past 10 years, the fund was up in value 9 years and down in value 1 year.



How risky is it?

The risk rating for this fund is *Low*.



The value of your investments can go down. Please see the *Fund risks* section of the information folder for further details.

Visio Income Portfolio

How much does it cost?

The following table shows the fees and expenses you could pay to invest in or redeem units of the fund.

1. Sales charges

Sales charge option	What you pay	How it works
Managed-money program	There is no fee to invest or redeem units.	<ul style="list-style-type: none"> You and your financial security advisor agree on an advisory and management services fee of between 1.00% and 1.25% where the initial premium is between \$250,000 to \$499,999 and 0.50% to 1.25% where the initial premium is \$500,000 and over. The fee is deducted from your plan monthly based on the value of your plan. You can exchange to units of other funds under the contract at any time.

2. Ongoing expenses

The MER includes the management fee and operating expenses of the fund. The MER includes the insurance cost for the guarantee. You do not pay these expenses directly. They affect you because they reduce the return you get on your investment. For details about how the guarantee works, see your insurance contract.

Guarantee option	MER (Annual rate as a % of the fund's value)*
75% maturity and 75% death benefit guarantee	1.13

* Advisory and management services fee is not included in the MER.

Trailing commission

Canada Life pays the negotiated advisory and management services fee of up to 2% of the value of your investments for the services and advice provided to you for as long as you hold the fund.

3. Other fees

You may have to pay other fees when you redeem or exchange units of the fund.

Fee	What you pay
Short-term trading fee	Up to 2% of the value of units you redeem or exchange within 90 days of investing in the fund.

What if I change my mind?

You can change your mind and cancel the investment fund contract, the initial pre-authorized chequing premium or any lump-sum premium you apply to the policy by telling us in writing within two business days of the earlier of the date you received confirmation of the transaction or five business days after it is mailed to you.

Your cancellation request has to be in writing, which can include email or letter. The amount returned will be the lesser of the amount of the premium being cancelled or the value of the applicable units acquired on the day we process your request. The amount returned only applies to the specific transaction and will include a refund of any sales charges or other fees you paid.

For more information

The *Fund Facts* may not contain all the information you need. Please read the contract and the information folder or you may contact us at:

The Canada Life Assurance Company
 255 Dufferin Avenue
 London, ON N6A 4K1
 Web - www.canadalife.com
 Email - isp_customer_care@canadalife.com
 Telephone - 1-888-252-1847

Visio Income Portfolio II

Quick facts: **Date fund available:** June 12, 2006
Date fund created: June 12, 2006
Managed by: Canada Life Investment Management Ltd.

Total fund value: \$27,751,687
Portfolio turnover rate: 42.81%

Guarantee option	MER (%) ¹	Minimum AMS fee (%) ¹	MER plus minimum AMS fee (%) ¹	NAV (\$) ¹	UOS ¹
75% maturity and 75% death benefit guarantee	1.21	0.50	1.71	435.90	474

¹ The advisory and management services fee is between 1.00% and 1.25% where the initial premium is between \$250,000 and \$499,999 and 0.50% to 1.25% where the initial premium is \$500,000 and over. The percentage shown in this table applies to plans with \$500,000 and over.

¹ MER – Management expense ratio
NAV – Net asset value
AMS – Advisory and management services
UOS – Units outstanding

Minimum investment
•\$250,000

What does the fund invest in?

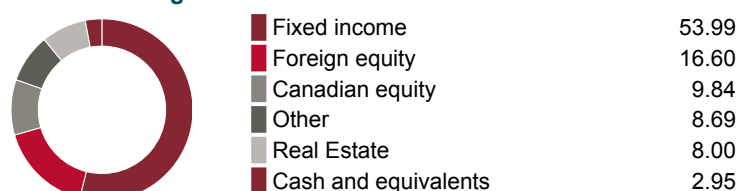
This segregated fund invests primarily in fixed-income securities but includes Canadian and foreign equities currently through the IPC Private Wealth Visio Income Pool. It targets an asset mix of 50 to 70 per cent fixed income and 30 to 50 per cent equities.

Top 10 investments

	Assets %
Canadian Core Plus Bond	20.61
Canadian Core Fixed Income	13.69
Mortgage	10.02
Real Estate	8.00
Unconstrained Fixed Income	6.41
Global Bond	5.51
Canadian Focused Dividend	5.38
Global Dividend	5.35
Foreign Equity	5.34
U.S. Dividend	5.33
Total	85.64

Total investments: **16**

Investment segmentation



Are there any guarantees?

This fund is being offered under an insurance contract. It comes with guarantees that may protect your investment if the markets go down. The MER includes the insurance cost for the guarantee. For details, please refer to the information folder and contract.

Who is this fund for?

A person who is investing for the medium to longer term with a target of no more than 30 to 50 per cent invested in equities and is comfortable with low risk.

Notes

Prior to May 16, 2025, this fund was named Moderate Income Portfolio. Effective May 16, 2025, this fund will aim to invest in a single underlying fund instead of several underlying funds and the risk rating was changed from "Low to moderate" to "Low". The performance prior to the above dates were achieved under previous investment strategy. The Top 10 investments represent the holdings as of December 31, 2024. No other changes were made to the segregated fund.

How has the fund performed?

This section tells you how the fund has performed over the past 10 years. Returns are after the MER has been deducted.

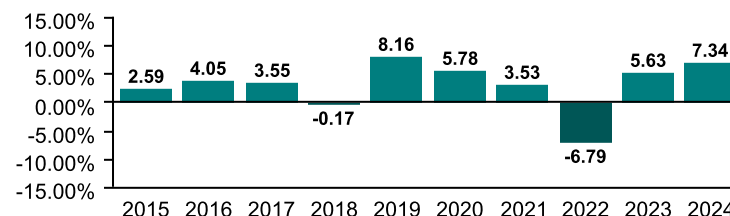
It's important to note that this doesn't tell you how the fund will perform in the future. Also, your actual return will depend on your personal tax situation.

Average return

A person who invested \$1,000 in the fund on December 31, 2014 would have \$1,381.38 on December 31, 2024. This works out to an average of 3.28% a year.

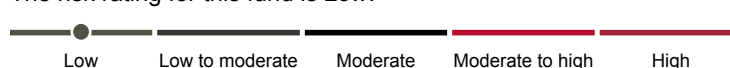
Year-by-year returns (%)

This chart shows how the fund has performed in each of the past 10 years. In the past 10 years, the fund was up in value 8 years and down in value 2 years.



How risky is it?

The risk rating for this fund is **Low**.



The value of your investments can go down. Please see the *Fund risks* section of the information folder for further details.

Visio Income Portfolio II

How much does it cost?

The following table shows the fees and expenses you could pay to invest in or redeem units of the fund.

1. Sales charges

Sales charge option	What you pay	How it works
Managed-money program	There is no fee to invest or redeem units.	<ul style="list-style-type: none"> You and your financial security advisor agree on an advisory and management services fee of between 1.00% and 1.25% where the initial premium is between \$250,000 to \$499,999 and 0.50% to 1.25% where the initial premium is \$500,000 and over. The fee is deducted from your plan monthly based on the value of your plan. You can exchange to units of other funds under the contract at any time.

2. Ongoing expenses

The MER includes the management fee and operating expenses of the fund. The MER includes the insurance cost for the guarantee. You do not pay these expenses directly. They affect you because they reduce the return you get on your investment. For details about how the guarantee works, see your insurance contract.

Guarantee option	MER (Annual rate as a % of the fund's value)*
75% maturity and 75% death benefit guarantee	1.21

* Advisory and management services fee is not included in the MER.

Trailing commission

Canada Life pays the negotiated advisory and management services fee of up to 2% of the value of your investments for the services and advice provided to you for as long as you hold the fund.

3. Other fees

You may have to pay other fees when you redeem or exchange units of the fund.

Fee	What you pay
Short-term trading fee	Up to 2% of the value of units you redeem or exchange within 90 days of investing in the fund.

What if I change my mind?

You can change your mind and cancel the investment fund contract, the initial pre-authorized chequing premium or any lump-sum premium you apply to the policy by telling us in writing within two business days of the earlier of the date you received confirmation of the transaction or five business days after it is mailed to you.

Your cancellation request has to be in writing, which can include email or letter. The amount returned will be the lesser of the amount of the premium being cancelled or the value of the applicable units acquired on the day we process your request. The amount returned only applies to the specific transaction and will include a refund of any sales charges or other fees you paid.

For more information

The *Fund Facts* may not contain all the information you need. Please read the contract and the information folder or you may contact us at:

The Canada Life Assurance Company
 255 Dufferin Avenue
 London, ON N6A 4K1
 Web - www.canadalife.com
 Email - isp_customer_care@canadalife.com
 Telephone - 1-888-252-1847

Visio Balanced Portfolio

Quick facts: **Date fund available:** June 12, 2006
Date fund created: June 12, 2006
Managed by: Canada Life Investment Management Ltd.

Total fund value: \$28,242,063
Portfolio turnover rate: 31.53%

Guarantee option	MER (%) ¹	Minimum AMS fee (%) ¹	MER plus minimum AMS fee (%) ¹	NAV (\$) ¹	UOS ¹
75% maturity and 75% death benefit guarantee	1.31	0.50	1.81	485.72	76

¹ The advisory and management services fee is between 1.00% and 1.25% where the initial premium is between \$250,000 and \$499,999 and 0.50% to 1.25% where the initial premium is \$500,000 and over. The percentage shown in this table applies to plans with \$500,000 and over.

¹ MER – Management expense ratio
NAV – Net asset value
AMS – Advisory and management services
UOS – Units outstanding

Minimum investment
•\$250,000

What does the fund invest in?

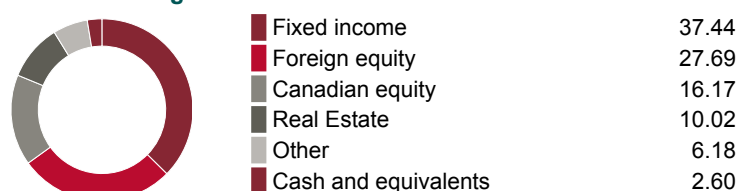
This segregated fund invests primarily in Canadian and foreign equities but includes fixed-income securities currently through the IPC Private Wealth Visio Balanced Pool. It targets an asset mix of 30 to 50 per cent fixed income and 50 to 70 per cent equities.

Top 10 investments

	Assets %
Canadian Core Plus Bond	14.53
Canadian Core Fixed Income	10.06
Real Estate	10.02
Foreign Equity	8.95
Canadian Focused Dividend	8.94
Global Dividend	8.94
U.S. Dividend	8.94
Mortgage	7.05
Canadian Growth	6.68
Unconstrained Fixed Income	4.22
Total	88.33

Total investments: **15**

Investment segmentation



Are there any guarantees?

This fund is being offered under an insurance contract. It comes with guarantees that may protect your investment if the markets go down. The MER includes the insurance cost for the guarantee. For details, please refer to the information folder and contract.

Who is this fund for?

A person who is investing for the medium to longer term with a target of no more than 50 to 70 per cent invested in equities and is comfortable with low to moderate risk.

Notes

Prior to May 16, 2025, this fund was named Balanced Income Portfolio. Effective May 16, 2025, this fund will aim to invest in a single underlying fund instead of several underlying funds. The performance prior to the above dates were achieved under previous investment strategy. The Top 10 investments represent the holdings as of December 31, 2024. No other changes were made to the segregated fund.

How has the fund performed?

This section tells you how the fund has performed over the past 10 years. Returns are after the MER has been deducted.

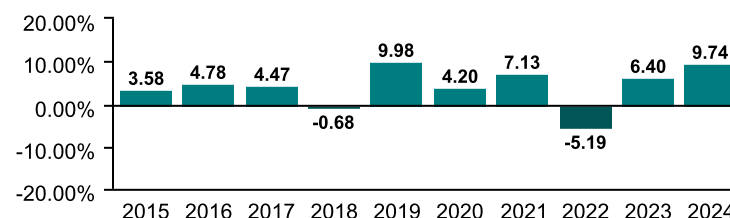
It's important to note that this doesn't tell you how the fund will perform in the future. Also, your actual return will depend on your personal tax situation.

Average return

A person who invested \$1,000 in the fund on December 31, 2014 would have \$1,530.61 on December 31, 2024. This works out to an average of 4.35% a year.

Year-by-year returns (%)

This chart shows how the fund has performed in each of the past 10 years. In the past 10 years, the fund was up in value 8 years and down in value 2 years.



How risky is it?

The risk rating for this fund is *Low to moderate*.



The value of your investments can go down. Please see the *Fund risks* section of the information folder for further details.

Visio Balanced Portfolio

How much does it cost?

The following table shows the fees and expenses you could pay to invest in or redeem units of the fund.

1. Sales charges

Sales charge option	What you pay	How it works
Managed-money program	There is no fee to invest or redeem units.	<ul style="list-style-type: none"> You and your financial security advisor agree on an advisory and management services fee of between 1.00% and 1.25% where the initial premium is between \$250,000 to \$499,999 and 0.50% to 1.25% where the initial premium is \$500,000 and over. The fee is deducted from your plan monthly based on the value of your plan. You can exchange to units of other funds under the contract at any time.

2. Ongoing expenses

The MER includes the management fee and operating expenses of the fund. The MER includes the insurance cost for the guarantee. You do not pay these expenses directly. They affect you because they reduce the return you get on your investment. For details about how the guarantee works, see your insurance contract.

Guarantee option	MER (Annual rate as a % of the fund's value)*
75% maturity and 75% death benefit guarantee	1.31

* Advisory and management services fee is not included in the MER.

Trailing commission

Canada Life pays the negotiated advisory and management services fee of up to 2% of the value of your investments for the services and advice provided to you for as long as you hold the fund.

3. Other fees

You may have to pay other fees when you redeem or exchange units of the fund.

Fee	What you pay
Short-term trading fee	Up to 2% of the value of units you redeem or exchange within 90 days of investing in the fund.

What if I change my mind?

You can change your mind and cancel the investment fund contract, the initial pre-authorized chequing premium or any lump-sum premium you apply to the policy by telling us in writing within two business days of the earlier of the date you received confirmation of the transaction or five business days after it is mailed to you.

Your cancellation request has to be in writing, which can include email or letter. The amount returned will be the lesser of the amount of the premium being cancelled or the value of the applicable units acquired on the day we process your request. The amount returned only applies to the specific transaction and will include a refund of any sales charges or other fees you paid.

For more information

The *Fund Facts* may not contain all the information you need. Please read the contract and the information folder or you may contact us at:

The Canada Life Assurance Company
 255 Dufferin Avenue
 London, ON N6A 4K1
 Web - www.canadalife.com
 Email - isp_customer_care@canadalife.com
 Telephone - 1-888-252-1847

Visio Growth Portfolio

Quick facts: **Date fund available:** June 12, 2006
Date fund created: June 12, 2006
Managed by: Canada Life Investment Management Ltd.

Total fund value: \$5,705,008
Portfolio turnover rate: 25.08%

Guarantee option	MER (%) ¹	Minimum AMS fee (%) ¹	MER plus minimum AMS fee (%) ¹	NAV (\$) ¹	UOS ¹
75% maturity and 75% death benefit guarantee	--	0.50	--	--	--

¹ The advisory and management services fee is between 1.00% and 1.25% where the initial premium is between \$250,000 and \$499,999 and 0.50% to 1.25% where the initial premium is \$500,000 and over. The percentage shown in this table applies to plans with \$500,000 and over.

¹ MER – Management expense ratio
NAV – Net asset value
AMS – Advisory and management services
UOS – Units outstanding

Minimum investment
•\$250,000

What does the fund invest in?

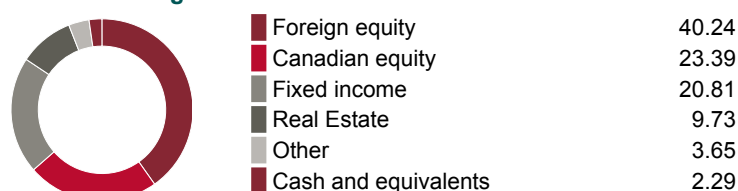
This segregated fund invests primarily in Canadian and foreign equities but includes fixed-income securities currently through the IPC Private Wealth Visio Growth Pool. It targets an asset mix of 10 to 30 per cent fixed income and 70 to 90 per cent equities.

Top 10 investments

	Assets %
U.S. Dividend	13.10
Foreign Equity	13.07
Canadian Focused Dividend	13.00
Global Dividend	12.89
Real Estate	9.73
Canadian Growth	9.72
Canadian Core Plus Bond	8.09
Canadian Core Fixed Income	5.58
Mortgage	4.07
Canadian Focused Value	3.24
Total	92.49

Total investments: **15**

Investment segmentation



Are there any guarantees?

This fund is being offered under an insurance contract. It comes with guarantees that may protect your investment if the markets go down. The MER includes the insurance cost for the guarantee. For details, please refer to the information folder and contract.

Who is this fund for?

A person who is investing for the medium to longer term with a target of no more than 70 to 90 per cent invested in equities and is comfortable with low to moderate risk.

Notes

Prior to May 16, 2025, this fund was named Advanced Income Portfolio. Effective May 16, 2025, this fund will aim to invest in a single underlying fund instead of several underlying funds. The performance prior to the above dates were achieved under previous investment strategy. The Top 10 investments represent the holdings as of December 31, 2024. No other changes were made to the segregated fund.

How has the fund performed?

This section tells you how the fund has performed over the past 10 years. Returns are after the MER has been deducted.

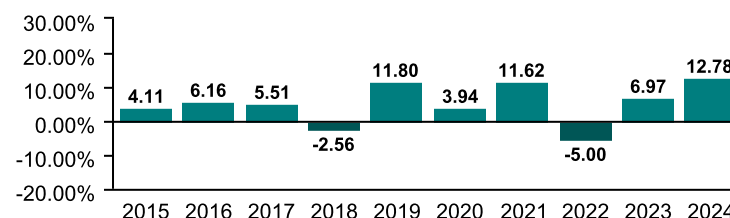
It's important to note that this doesn't tell you how the fund will perform in the future. Also, your actual return will depend on your personal tax situation.

Average return

A person who invested \$1,000 in the fund on December 31, 2014 would have \$1,689.12 on December 31, 2024. This works out to an average of 5.38% a year.

Year-by-year returns (%)

This chart shows how the fund has performed in each of the past 10 years. In the past 10 years, the fund was up in value 8 years and down in value 2 years.



How risky is it?

The risk rating for this fund is *Low to moderate*.



The value of your investments can go down. Please see the *Fund risks* section of the information folder for further details.

Visio Growth Portfolio

How much does it cost?

The following table shows the fees and expenses you could pay to invest in or redeem units of the fund.

1. Sales charges

Sales charge option	What you pay	How it works
Managed-money program	There is no fee to invest or redeem units.	<ul style="list-style-type: none"> You and your financial security advisor agree on an advisory and management services fee of between 1.00% and 1.25% where the initial premium is between \$250,000 to \$499,999 and 0.50% to 1.25% where the initial premium is \$500,000 and over. The fee is deducted from your plan monthly based on the value of your plan. You can exchange to units of other funds under the contract at any time.

2. Ongoing expenses

The MER includes the management fee and operating expenses of the fund. The MER includes the insurance cost for the guarantee. You do not pay these expenses directly. They affect you because they reduce the return you get on your investment. For details about how the guarantee works, see your insurance contract.

Guarantee option	MER (Annual rate as a % of the fund's value)*
75% maturity and 75% death benefit guarantee	--

* Advisory and management services fee is not included in the MER.

Trailing commission

Canada Life pays the negotiated advisory and management services fee of up to 2% of the value of your investments for the services and advice provided to you for as long as you hold the fund.

3. Other fees

You may have to pay other fees when you redeem or exchange units of the fund.

Fee	What you pay
Short-term trading fee	Up to 2% of the value of units you redeem or exchange within 90 days of investing in the fund.

What if I change my mind?

You can change your mind and cancel the investment fund contract, the initial pre-authorized chequing premium or any lump-sum premium you apply to the policy by telling us in writing within two business days of the earlier of the date you received confirmation of the transaction or five business days after it is mailed to you.

Your cancellation request has to be in writing, which can include email or letter. The amount returned will be the lesser of the amount of the premium being cancelled or the value of the applicable units acquired on the day we process your request. The amount returned only applies to the specific transaction and will include a refund of any sales charges or other fees you paid.

For more information

The *Fund Facts* may not contain all the information you need. Please read the contract and the information folder or you may contact us at:

The Canada Life Assurance Company
 255 Dufferin Avenue
 London, ON N6A 4K1
 Web - www.canadalife.com
 Email - isp_customer_care@canadalife.com
 Telephone - 1-888-252-1847

Money Market

Quick facts:

Date fund available: December 12, 2000

Date fund created: April 30, 1989

Managed by: Mackenzie Investments

Total fund value: \$109,905,529

Portfolio turnover rate: 30.53%

Guarantee option	MER (%) ¹	Minimum AMS fee (%) ¹	MER plus minimum AMS fee (%) ¹	NAV (\$) ¹	UOS ¹
75% maturity and 75% death benefit guarantee	0.90	0.50	1.40	283.45	8,069

¹ The advisory and management services fee is between 1.00% and 1.25% where the initial premium is between \$250,000 and \$499,999 and 0.50% to 1.25% where the initial premium is \$500,000 and over. The percentage shown in this table applies to plans with \$500,000 and over.

- ¹ MER – Management expense ratio

NAV – Net asset value

AMS – Advisory and management services

UOS – Units outstanding
- Minimum investment

•\$250,000

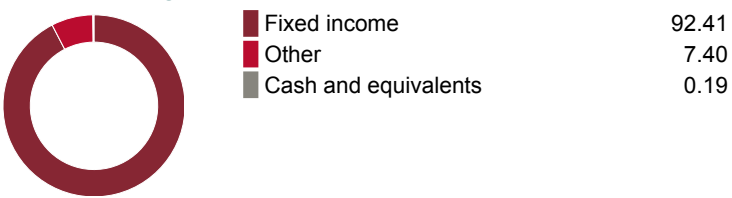
What does the fund invest in?

This segregated fund invests primarily in Canadian money market instruments, such as high-quality commercial paper and short-term government debt securities.

Top 10 investments

	Assets %
Bank of Montreal, 2.37%, 2/3/2025	4.61
Bank of Nova Scotia (The) (FRN), 6/27/2025	4.53
Bank of Nova Scotia (The) (FRN), 3/24/2025	3.63
National Bank of Canada, 10/20/2025	3.63
National Bank of Canada (FRN), 1/24/2025	3.63
Vancouver Airport Fuel Facilities Corporation, 2.17%, 6/23/2025	3.36
Toyota Credit Canada Inc., 2.11%, 2/26/2025	2.87
407 International Inc., 1.8%, 5/22/2025	2.44
Athene Global Funding, 3.13%, 3/10/2025	2.41
John Deere Financial Inc., 2.41%, 1/14/2025	2.30
Total	33.39
Total investments:	93

Investment segmentation



Are there any guarantees?

This fund is being offered under an insurance contract. It comes with guarantees that may protect your investment if the markets go down. The MER includes the insurance cost for the guarantee. For details, please refer to the information folder and contract.

Who is this fund for?

A person seeking short-term safety and planning to hold their investment for a short period of time.

How has the fund performed?

This section tells you how the fund has performed over the past 10 years. Returns are after the MER has been deducted.

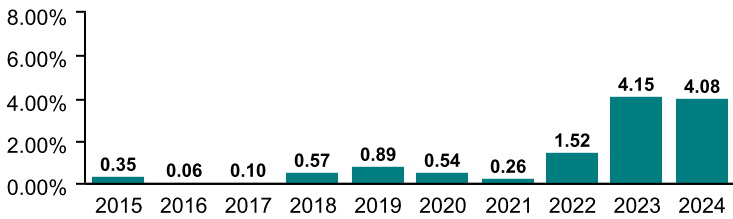
It's important to note that this doesn't tell you how the fund will perform in the future. Also, your actual return will depend on your personal tax situation.

Average return

A person who invested \$1,000 in the fund on December 31, 2014 would have \$1,131.26 on December 31, 2024. This works out to an average of 1.24% a year.

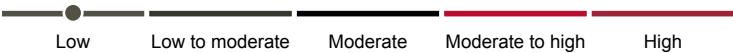
Year-by-year returns (%)

This chart shows how the fund has performed in each of the past 10 years. In the past 10 years, the fund was up in value 10 years and down in value 0 years.



How risky is it?

The risk rating for this fund is *Low*.



The value of your investments can go down. Please see the *Fund risks* section of the information folder for further details.

Money Market

How much does it cost?

The following table shows the fees and expenses you could pay to invest in or redeem units of the fund.

1. Sales charges

Sales charge option	What you pay	How it works
Managed-money program	There is no fee to invest or redeem units.	<ul style="list-style-type: none"> You and your financial security advisor agree on an advisory and management services fee of between 1.00% and 1.25% where the initial premium is between \$250,000 to \$499,999 and 0.50% to 1.25% where the initial premium is \$500,000 and over. The fee is deducted from your plan monthly based on the value of your plan. You can exchange to units of other funds under the contract at any time.

2. Ongoing expenses

The MER includes the management fee and operating expenses of the fund. The MER includes the insurance cost for the guarantee. You do not pay these expenses directly. They affect you because they reduce the return you get on your investment. For details about how the guarantee works, see your insurance contract.

Guarantee option	MER (Annual rate as a % of the fund's value)*
75% maturity and 75% death benefit guarantee	0.90

* Advisory and management services fee is not included in the MER.

Trailing commission

Canada Life pays the negotiated advisory and management services fee of up to 2% of the value of your investments for the services and advice provided to you for as long as you hold the fund.

3. Other fees

You may have to pay other fees when you redeem or exchange units of the fund.

Fee	What you pay
Short-term trading fee	Up to 2% of the value of units you redeem or exchange within 90 days of investing in the fund.

What if I change my mind?

You can change your mind and cancel the investment fund contract, the initial pre-authorized chequing premium or any lump-sum premium you apply to the policy by telling us in writing within two business days of the earlier of the date you received confirmation of the transaction or five business days after it is mailed to you.

Your cancellation request has to be in writing, which can include email or letter. The amount returned will be the lesser of the amount of the premium being cancelled or the value of the applicable units acquired on the day we process your request. The amount returned only applies to the specific transaction and will include a refund of any sales charges or other fees you paid.

For more information

The *Fund Facts* may not contain all the information you need. Please read the contract and the information folder or you may contact us at:

The Canada Life Assurance Company
 255 Dufferin Avenue
 London, ON N6A 4K1
 Web - www.canadalife.com
 Email - isp_customer_care@canadalife.com
 Telephone - 1-888-252-1847

Diversified Fixed Income Portfolio

Quick facts:

Date fund available: December 12, 2000

Date fund created: December 12, 2000

Managed by: Canada Life Investment Management Ltd.

Total fund value: \$19,606,865

Portfolio turnover rate: 61.01%

Guarantee option	MER (%) ¹	Minimum AMS fee (%) ¹	MER plus minimum AMS fee (%) ¹	NAV (\$) ¹	UOS ¹
75% maturity and 75% death benefit guarantee	1.21	0.50	1.71	419.56	1,798

¹ The advisory and management services fee is between 1.00% and 1.25% where the initial premium is between \$250,000 and \$499,999 and 0.50% to 1.25% where the initial premium is \$500,000 and over. The percentage shown in this table applies to plans with \$500,000 and over.

¹ MER – Management expense ratio
NAV – Net asset value
AMS – Advisory and management services
UOS – Units outstanding

Minimum investment
•\$250,000

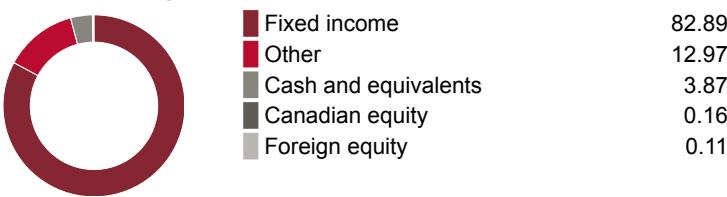
What does the fund invest in?

This segregated fund, through investments in other funds, invests primarily in Canadian fixed-income securities. It targets an asset mix of 100 per cent fixed income.

Top 10 investments

	Assets %
Canadian Core Plus Bond	27.02
Canadian Core Fixed Income	25.03
Mortgage	15.03
Global Bond	9.97
Long Term Bond	9.85
Unconstrained Fixed Income	6.99
Real Return Bond	3.65
Global Inflation-Linked Fixed Income	1.25
Private Credit (Northleaf)	1.21
Total	100.00
Total investments:	9

Investment segmentation



Are there any guarantees?

This fund is being offered under an insurance contract. It comes with guarantees that may protect your investment if the markets go down. The MER includes the insurance cost for the guarantee. For details, please refer to the information folder and contract.

Who is this fund for?

A person who is investing for the medium to longer term, wants exposure to multi-managers in one fund with a target of 100 per cent invested in fixed income and is comfortable with low risk.

How has the fund performed?

This section tells you how the fund has performed over the past 10 years. Returns are after the MER has been deducted.

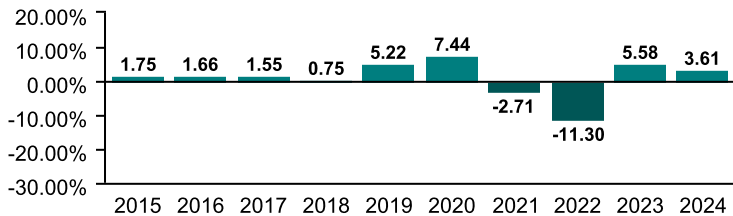
It's important to note that this doesn't tell you how the fund will perform in the future. Also, your actual return will depend on your personal tax situation.

Average return

A person who invested \$1,000 in the fund on December 31, 2014 would have \$1,129.49 on December 31, 2024. This works out to an average of 1.23% a year.

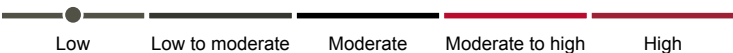
Year-by-year returns (%)

This chart shows how the fund has performed in each of the past 10 years. In the past 10 years, the fund was up in value 8 years and down in value 2 years.



How risky is it?

The risk rating for this fund is *Low*.



The value of your investments can go down. Please see the *Fund risks* section of the information folder for further details.

Diversified Fixed Income Portfolio

How much does it cost?

The following table shows the fees and expenses you could pay to invest in or redeem units of the fund.

1. Sales charges

Sales charge option	What you pay	How it works
Managed-money program	There is no fee to invest or redeem units.	<ul style="list-style-type: none"> You and your financial security advisor agree on an advisory and management services fee of between 1.00% and 1.25% where the initial premium is between \$250,000 to \$499,999 and 0.50% to 1.25% where the initial premium is \$500,000 and over. The fee is deducted from your plan monthly based on the value of your plan. You can exchange to units of other funds under the contract at any time.

2. Ongoing expenses

The MER includes the management fee and operating expenses of the fund. The MER includes the insurance cost for the guarantee. You do not pay these expenses directly. They affect you because they reduce the return you get on your investment. For details about how the guarantee works, see your insurance contract.

Guarantee option	MER (Annual rate as a % of the fund's value)*
75% maturity and 75% death benefit guarantee	1.21

* Advisory and management services fee is not included in the MER.

Trailing commission

Canada Life pays the negotiated advisory and management services fee of up to 2% of the value of your investments for the services and advice provided to you for as long as you hold the fund.

3. Other fees

You may have to pay other fees when you redeem or exchange units of the fund.

Fee	What you pay
Short-term trading fee	Up to 2% of the value of units you redeem or exchange within 90 days of investing in the fund.

What if I change my mind?

You can change your mind and cancel the investment fund contract, the initial pre-authorized chequing premium or any lump-sum premium you apply to the policy by telling us in writing within two business days of the earlier of the date you received confirmation of the transaction or five business days after it is mailed to you.

Your cancellation request has to be in writing, which can include email or letter. The amount returned will be the lesser of the amount of the premium being cancelled or the value of the applicable units acquired on the day we process your request. The amount returned only applies to the specific transaction and will include a refund of any sales charges or other fees you paid.

For more information

The *Fund Facts* may not contain all the information you need. Please read the contract and the information folder or you may contact us at:

The Canada Life Assurance Company
 255 Dufferin Avenue
 London, ON N6A 4K1
 Web - www.canadalife.com
 Email - isp_customer_care@canadalife.com
 Telephone - 1-888-252-1847

Canadian Core Bond

Quick facts:

Date fund available: December 12, 2000

Date fund created: January 23, 1996

Managed by: Mackenzie Investments

Total fund value: \$33,545,981

Portfolio turnover rate: 76.70%

Guarantee option	MER (%) ¹	Minimum AMS fee (%) ¹	MER plus minimum AMS fee (%) ¹	NAV (\$) ¹	UOS ¹
75% maturity and 75% death benefit guarantee	1.03	0.50	1.53	434.44	1,245

¹ The advisory and management services fee is between 1.00% and 1.25% where the initial premium is between \$250,000 and \$499,999 and 0.50% to 1.25% where the initial premium is \$500,000 and over. The percentage shown in this table applies to plans with \$500,000 and over.

¹ MER – Management expense ratio
NAV – Net asset value
AMS – Advisory and management services
UOS – Units outstanding

Minimum investment
•\$250,000

What does the fund invest in?

This segregated fund invests primarily in Canadian fixed-income securities issued by governments and corporations.

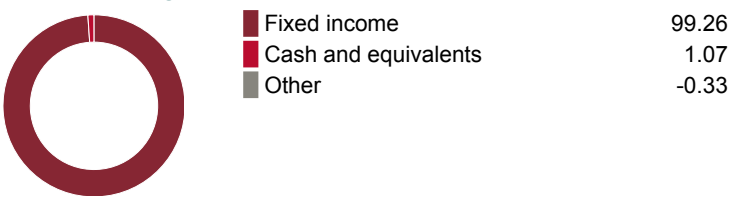
Top 10 investments

	Assets %
Gov. of Canada, 2.75%, 12/1/2055	5.46
Gov. of Canada Treasury Bill, 1/15/2025	5.21
Province of Quebec, 4.4%, 12/1/2055	3.20
Province of Ontario, 4.15%, 6/2/2034	2.67
Gov. of Canada, 3%, 6/1/2034	2.63
Province of Ontario, 3.8%, 12/2/2034	2.37
United States Treasury Bill RR, 0.13%, 4/15/2025	2.19
Province of Ontario, 4.6%, 12/2/2055	2.17
United States Treasury Note RR, 2.13%, 2/15/2054	2.17
Province of Quebec, 4.2%, 12/1/2057	2.04
Total	30.12

Total investments:

386

Investment segmentation



Are there any guarantees?

This fund is being offered under an insurance contract. It comes with guarantees that may protect your investment if the markets go down. The MER includes the insurance cost for the guarantee. For details, please refer to the information folder and contract.

Who is this fund for?

A person who is investing for the medium to longer term and seeking potential for interest income in their portfolio and is comfortable with low risk. Since the fund invests in bonds, its value is affected by changes in interest rates.

How has the fund performed?

This section tells you how the fund has performed over the past 10 years. Returns are after the MER has been deducted.

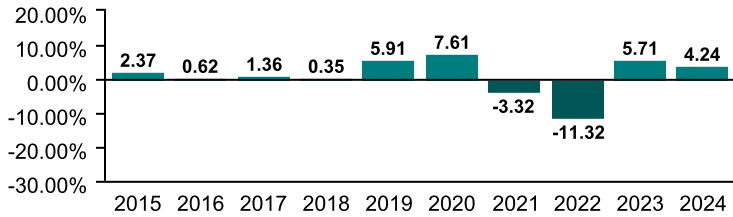
It's important to note that this doesn't tell you how the fund will perform in the future. Also, your actual return will depend on your personal tax situation.

Average return

A person who invested \$1,000 in the fund on December 31, 2014 would have \$1,128.10 on December 31, 2024. This works out to an average of 1.21% a year.

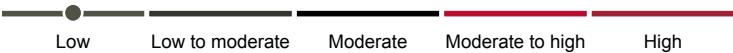
Year-by-year returns (%)

This chart shows how the fund has performed in each of the past 10 years. In the past 10 years, the fund was up in value 8 years and down in value 2 years.



How risky is it?

The risk rating for this fund is **Low**.



The value of your investments can go down. Please see the *Fund risks* section of the information folder for further details.

Canadian Core Bond

How much does it cost?

The following table shows the fees and expenses you could pay to invest in or redeem units of the fund.

1. Sales charges

Sales charge option	What you pay	How it works
Managed-money program	There is no fee to invest or redeem units.	<ul style="list-style-type: none"> You and your financial security advisor agree on an advisory and management services fee of between 1.00% and 1.25% where the initial premium is between \$250,000 to \$499,999 and 0.50% to 1.25% where the initial premium is \$500,000 and over. The fee is deducted from your plan monthly based on the value of your plan. You can exchange to units of other funds under the contract at any time.

2. Ongoing expenses

The MER includes the management fee and operating expenses of the fund. The MER includes the insurance cost for the guarantee. You do not pay these expenses directly. They affect you because they reduce the return you get on your investment. For details about how the guarantee works, see your insurance contract.

Guarantee option	MER (Annual rate as a % of the fund's value)*
75% maturity and 75% death benefit guarantee	1.03

* Advisory and management services fee is not included in the MER.

Trailing commission

Canada Life pays the negotiated advisory and management services fee of up to 2% of the value of your investments for the services and advice provided to you for as long as you hold the fund.

3. Other fees

You may have to pay other fees when you redeem or exchange units of the fund.

Fee	What you pay
Short-term trading fee	Up to 2% of the value of units you redeem or exchange within 90 days of investing in the fund.

What if I change my mind?

You can change your mind and cancel the investment fund contract, the initial pre-authorized chequing premium or any lump-sum premium you apply to the policy by telling us in writing within two business days of the earlier of the date you received confirmation of the transaction or five business days after it is mailed to you.

Your cancellation request has to be in writing, which can include email or letter. The amount returned will be the lesser of the amount of the premium being cancelled or the value of the applicable units acquired on the day we process your request. The amount returned only applies to the specific transaction and will include a refund of any sales charges or other fees you paid.

For more information

The *Fund Facts* may not contain all the information you need. Please read the contract and the information folder or you may contact us at:

The Canada Life Assurance Company
 255 Dufferin Avenue
 London, ON N6A 4K1
 Web - www.canadalife.com
 Email - isp_customer_care@canadalife.com
 Telephone - 1-888-252-1847

Canadian Core Plus Bond

Quick facts:

Date fund available: June 12, 2006

Date fund created: June 12, 2006

Managed by: Mackenzie Investments

Total fund value: \$146,886,367

Portfolio turnover rate: 60.36%

Guarantee option	MER (%) ¹	Minimum AMS fee (%) ¹	MER plus minimum AMS fee (%) ¹	NAV (\$) ¹	UOS ¹
75% maturity and 75% death benefit guarantee	1.14	0.50	1.64	327.94	2,914

¹ The advisory and management services fee is between 1.00% and 1.25% where the initial premium is between \$250,000 and \$499,999 and 0.50% to 1.25% where the initial premium is \$500,000 and over. The percentage shown in this table applies to plans with \$500,000 and over.

¹ MER – Management expense ratio

NAV – Net asset value

AMS – Advisory and management services

UOS – Units outstanding

Minimum investment

•\$250,000

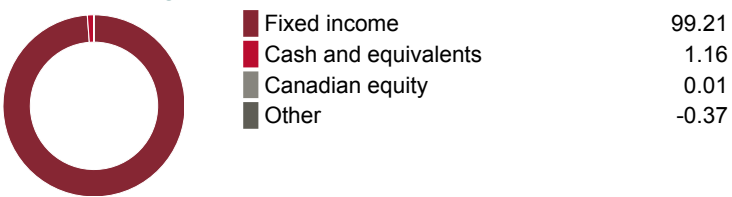
What does the fund invest in?

This segregated fund invests primarily in Canadian and foreign fixed-income securities issued by governments and corporations.

Top 10 investments

	Assets %
Gov. of Canada, 3%, 6/1/2034	5.65
Gov. of Canada, 2.75%, 12/1/2055	4.10
Province of Ontario, 4.15%, 6/2/2034	3.74
Province of Quebec, 4.4%, 12/1/2055	3.42
Province of Ontario, 3.8%, 12/2/2034	3.01
United States Treasury Bill RR, 0.13%, 4/15/2025	2.83
United States Treasury Note RR, 2.13%, 2/15/2054	2.57
Province of Quebec, 4.45%, 9/1/2034	2.14
Canada Housing Trust No.1, 3.1%, 6/15/2028	2.11
Rogers Communications Inc., 5%, 12/17/2081	1.69
Total	31.25
Total investments:	1536

Investment segmentation



Are there any guarantees?

This fund is being offered under an insurance contract. It comes with guarantees that may protect your investment if the markets go down. The MER includes the insurance cost for the guarantee. For details, please refer to the information folder and contract.

Who is this fund for?

A person who is investing for the medium to longer term and seeking the potential for interest income and wants exposure to Canadian and foreign fixed-income securities in their portfolio and is comfortable with low risk. Since the fund invests in bonds its value is affected by changes in interest rates.

How has the fund performed?

This section tells you how the fund has performed over the past 10 years. Returns are after the MER has been deducted.

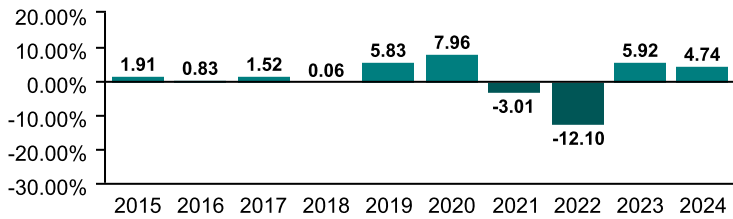
It's important to note that this doesn't tell you how the fund will perform in the future. Also, your actual return will depend on your personal tax situation.

Average return

A person who invested \$1,000 in the fund on December 31, 2014 would have \$1,127.85 on December 31, 2024. This works out to an average of 1.21% a year.

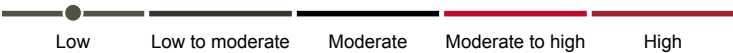
Year-by-year returns (%)

This chart shows how the fund has performed in each of the past 10 years. In the past 10 years, the fund was up in value 8 years and down in value 2 years.



How risky is it?

The risk rating for this fund is *Low*.



The value of your investments can go down. Please see the *Fund risks* section of the information folder for further details.

Canadian Core Plus Bond

How much does it cost?

The following table shows the fees and expenses you could pay to invest in or redeem units of the fund.

1. Sales charges

Sales charge option	What you pay	How it works
Managed-money program	There is no fee to invest or redeem units.	<ul style="list-style-type: none"> You and your financial security advisor agree on an advisory and management services fee of between 1.00% and 1.25% where the initial premium is between \$250,000 to \$499,999 and 0.50% to 1.25% where the initial premium is \$500,000 and over. The fee is deducted from your plan monthly based on the value of your plan. You can exchange to units of other funds under the contract at any time.

2. Ongoing expenses

The MER includes the management fee and operating expenses of the fund. The MER includes the insurance cost for the guarantee. You do not pay these expenses directly. They affect you because they reduce the return you get on your investment. For details about how the guarantee works, see your insurance contract.

Guarantee option	MER (Annual rate as a % of the fund's value)*
75% maturity and 75% death benefit guarantee	1.14

* Advisory and management services fee is not included in the MER.

Trailing commission

Canada Life pays the negotiated advisory and management services fee of up to 2% of the value of your investments for the services and advice provided to you for as long as you hold the fund.

3. Other fees

You may have to pay other fees when you redeem or exchange units of the fund.

Fee	What you pay
Short-term trading fee	Up to 2% of the value of units you redeem or exchange within 90 days of investing in the fund.

What if I change my mind?

You can change your mind and cancel the investment fund contract, the initial pre-authorized chequing premium or any lump-sum premium you apply to the policy by telling us in writing within two business days of the earlier of the date you received confirmation of the transaction or five business days after it is mailed to you.

Your cancellation request has to be in writing, which can include email or letter. The amount returned will be the lesser of the amount of the premium being cancelled or the value of the applicable units acquired on the day we process your request. The amount returned only applies to the specific transaction and will include a refund of any sales charges or other fees you paid.

For more information

The *Fund Facts* may not contain all the information you need. Please read the contract and the information folder or you may contact us at:

The Canada Life Assurance Company
 255 Dufferin Avenue
 London, ON N6A 4K1
 Web - www.canadalife.com
 Email - isp_customer_care@canadalife.com
 Telephone - 1-888-252-1847

Canadian Bond

Quick facts:

Date fund available: December 12, 2000

Date fund created: April 30, 1989

Managed by: Mackenzie Investments

Total fund value: \$91,136,156

Portfolio turnover rate: 62.55%

Guarantee option	MER (%) ¹	Minimum AMS fee (%) ^{*1}	MER plus minimum AMS fee (%) ¹	NAV (\$) ¹	UOS ¹
75% maturity and 75% death benefit guarantee	1.02	0.50	1.52	441.28	1,409

^{*} The advisory and management services fee is between 1.00% and 1.25% where the initial premium is between \$250,000 and \$499,999 and 0.50% to 1.25% where the initial premium is \$500,000 and over. The percentage shown in this table applies to plans with \$500,000 and over.

¹ MER – Management expense ratio
NAV – Net asset value
AMS – Advisory and management services
UOS – Units outstanding

Minimum investment
•\$250,000


What does the fund invest in?

This segregated fund invests primarily in Canadian fixed-income securities issued by governments and corporations.

Top 10 investments

	Assets %
Gov. of Canada, 3%, 6/1/2034	4.11
Province of Ontario, 3.8%, 12/2/2034	3.77
Province of Quebec, 4.4%, 12/1/2055	3.01
Province of Quebec, 4.45%, 9/1/2034	2.67
Gov. of Canada, 2.75%, 12/1/2055	2.09
Gov. of Canada, 2.75%, 6/1/2033	1.57
PSP Capital Inc., 4.25%, 12/1/2055	1.28
Province of Ontario, 4.15%, 12/2/2054	1.27
Canada Housing Trust No.1 (FRN), 9/15/2026	1.25
Province of Alberta, 3.1%, 6/1/2050	1.15
Total	22.18
Total investments:	344

Investment segmentation



Are there any guarantees?

This fund is being offered under an insurance contract. It comes with guarantees that may protect your investment if the markets go down. The MER includes the insurance cost for the guarantee. For details, please refer to the information folder and contract.

Who is this fund for?

A person who is investing for the medium to longer term and seeking potential for interest income in their portfolio and is comfortable with low risk. Since the fund invests in bonds, its value is affected by changes in interest rates.

How has the fund performed?

This section tells you how the fund has performed over the past 10 years. Returns are after the MER has been deducted.

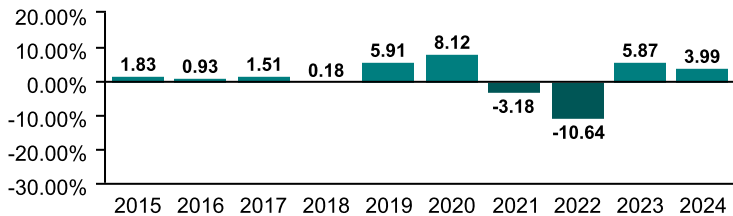
It's important to note that this doesn't tell you how the fund will perform in the future. Also, your actual return will depend on your personal tax situation.

Average return

A person who invested \$1,000 in the fund on December 31, 2014 would have \$1,140.01 on December 31, 2024. This works out to an average of 1.32% a year.

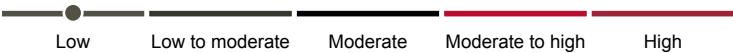
Year-by-year returns (%)

This chart shows how the fund has performed in each of the past 10 years. In the past 10 years, the fund was up in value 8 years and down in value 2 years.



How risky is it?

The risk rating for this fund is *Low*.



The value of your investments can go down. Please see the *Fund risks* section of the information folder for further details.

Canadian Bond

How much does it cost?

The following table shows the fees and expenses you could pay to invest in or redeem units of the fund.

1. Sales charges

Sales charge option	What you pay	How it works
Managed-money program	There is no fee to invest or redeem units.	<ul style="list-style-type: none"> You and your financial security advisor agree on an advisory and management services fee of between 1.00% and 1.25% where the initial premium is between \$250,000 to \$499,999 and 0.50% to 1.25% where the initial premium is \$500,000 and over. The fee is deducted from your plan monthly based on the value of your plan. You can exchange to units of other funds under the contract at any time.

2. Ongoing expenses

The MER includes the management fee and operating expenses of the fund. The MER includes the insurance cost for the guarantee. You do not pay these expenses directly. They affect you because they reduce the return you get on your investment. For details about how the guarantee works, see your insurance contract.

Guarantee option	MER (Annual rate as a % of the fund's value)*
75% maturity and 75% death benefit guarantee	1.02

* Advisory and management services fee is not included in the MER.

Trailing commission

Canada Life pays the negotiated advisory and management services fee of up to 2% of the value of your investments for the services and advice provided to you for as long as you hold the fund.

3. Other fees

You may have to pay other fees when you redeem or exchange units of the fund.

Fee	What you pay
Short-term trading fee	Up to 2% of the value of units you redeem or exchange within 90 days of investing in the fund.

What if I change my mind?

You can change your mind and cancel the investment fund contract, the initial pre-authorized chequing premium or any lump-sum premium you apply to the policy by telling us in writing within two business days of the earlier of the date you received confirmation of the transaction or five business days after it is mailed to you.

Your cancellation request has to be in writing, which can include email or letter. The amount returned will be the lesser of the amount of the premium being cancelled or the value of the applicable units acquired on the day we process your request. The amount returned only applies to the specific transaction and will include a refund of any sales charges or other fees you paid.

For more information

The *Fund Facts* may not contain all the information you need. Please read the contract and the information folder or you may contact us at:

The Canada Life Assurance Company
 255 Dufferin Avenue
 London, ON N6A 4K1
 Web - www.canadalife.com
 Email - isp_customer_care@canadalife.com
 Telephone - 1-888-252-1847

Mortgage

Quick facts:

Date fund available: December 12, 2000

Date fund created: April 30, 1989

Managed by: The Canada Life Assurance Company

Total fund value: \$425,277,313

Portfolio turnover rate: 12.76%

Guarantee option	MER (%) ¹	Minimum AMS fee (%) ¹	MER plus minimum AMS fee (%) ¹	NAV (\$) ¹	UOS ¹
75% maturity and 75% death benefit guarantee	1.13	0.50	1.63	453.74	3,020

¹ The advisory and management services fee is between 1.00% and 1.25% where the initial premium is between \$250,000 and \$499,999 and 0.50% to 1.25% where the initial premium is \$500,000 and over. The percentage shown in this table applies to plans with \$500,000 and over.

¹ MER – Management expense ratio
NAV – Net asset value
AMS – Advisory and management services
UOS – Units outstanding

Minimum investment
•\$250,000

What does the fund invest in?

This segregated fund invests primarily in mortgages on Canadian residential and commercial properties.

Top 10 investments

	Assets %
Gov. of Canada, 2/27/2025	2.33
Gov. of Canada, 2%, 6/1/2032	2.17
Gov. of Canada, 0.5%, 12/1/2030	1.72
Gov. of Canada, 1.5%, 6/1/2031	1.71
Gov. of Canada, 1/30/2025	1.64
Georgia & Seymour Properties Limited Partnership, 3.4%, 7/22/2025	1.47
West Edmonton Mall Property Inc., 7.79%, 10/4/2027	1.27
Gov. of Canada, 1.5%, 12/1/2031	1.21
Gov. of Canada, 3/12/2025	0.93
Broadcast Centre Trust, 7.53%, 5/1/2027	0.26
Total	14.71
Total investments:	10

Investment segmentation



Other	85.23
Fixed income	14.71
Cash and equivalents	0.06

Are there any guarantees?

This fund is being offered under an insurance contract. It comes with guarantees that may protect your investment if the markets go down. The MER includes the insurance cost for the guarantee. For details, please refer to the information folder and contract.

Who is this fund for?

A person who is investing for the medium to longer term and seeking potential for interest income in their portfolio and is comfortable with low risk. Since the fund invests in mortgages its value is affected by changes in interest rates.

How has the fund performed?

This section tells you how the fund has performed over the past 10 years. Returns are after the MER has been deducted.

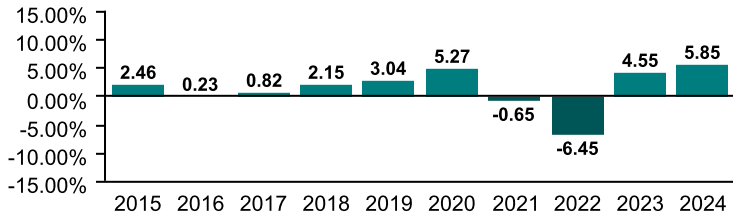
It's important to note that this doesn't tell you how the fund will perform in the future. Also, your actual return will depend on your personal tax situation.

Average return

A person who invested \$1,000 in the fund on December 31, 2014 would have \$1,179.90 on December 31, 2024. This works out to an average of 1.67% a year.

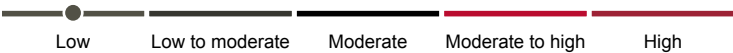
Year-by-year returns (%)

This chart shows how the fund has performed in each of the past 10 years. In the past 10 years, the fund was up in value 8 years and down in value 2 years.



How risky is it?

The risk rating for this fund is *Low*.



The value of your investments can go down. Please see the *Fund risks* section of the information folder for further details.

Mortgage

How much does it cost?

The following table shows the fees and expenses you could pay to invest in or redeem units of the fund.

1. Sales charges

Sales charge option	What you pay	How it works
Managed-money program	There is no fee to invest or redeem units.	<ul style="list-style-type: none"> You and your financial security advisor agree on an advisory and management services fee of between 1.00% and 1.25% where the initial premium is between \$250,000 to \$499,999 and 0.50% to 1.25% where the initial premium is \$500,000 and over. The fee is deducted from your plan monthly based on the value of your plan. You can exchange to units of other funds under the contract at any time.

2. Ongoing expenses

The MER includes the management fee and operating expenses of the fund. The MER includes the insurance cost for the guarantee. You do not pay these expenses directly. They affect you because they reduce the return you get on your investment. For details about how the guarantee works, see your insurance contract.

Guarantee option	MER (Annual rate as a % of the fund's value)*
75% maturity and 75% death benefit guarantee	1.13

* Advisory and management services fee is not included in the MER.

Trailing commission

Canada Life pays the negotiated advisory and management services fee of up to 2% of the value of your investments for the services and advice provided to you for as long as you hold the fund.

3. Other fees

You may have to pay other fees when you redeem or exchange units of the fund.

Fee	What you pay
Short-term trading fee	Up to 2% of the value of units you redeem or exchange within 90 days of investing in the fund.

What if I change my mind?

You can change your mind and cancel the investment fund contract, the initial pre-authorized chequing premium or any lump-sum premium you apply to the policy by telling us in writing within two business days of the earlier of the date you received confirmation of the transaction or five business days after it is mailed to you.

Your cancellation request has to be in writing, which can include email or letter. The amount returned will be the lesser of the amount of the premium being cancelled or the value of the applicable units acquired on the day we process your request. The amount returned only applies to the specific transaction and will include a refund of any sales charges or other fees you paid.

For more information

The *Fund Facts* may not contain all the information you need. Please read the contract and the information folder or you may contact us at:

The Canada Life Assurance Company
 255 Dufferin Avenue
 London, ON N6A 4K1
 Web - www.canadalife.com
 Email - isp_customer_care@canadalife.com
 Telephone - 1-888-252-1847

Government Bond

Quick facts:
Date fund available: December 12, 2000
Date fund created: November 8, 1994
Managed by: Mackenzie Investments

Total fund value: \$5,529,549
Portfolio turnover rate: 31.70%

Guarantee option	MER (%) ¹	Minimum AMS fee (%) ¹	MER plus minimum AMS fee (%) ¹	NAV (\$) ¹	UOS ¹
75% maturity and 75% death benefit guarantee	1.04	0.50	1.54	354.17	388

¹ The advisory and management services fee is between 1.00% and 1.25% where the initial premium is between \$250,000 and \$499,999 and 0.50% to 1.25% where the initial premium is \$500,000 and over. The percentage shown in this table applies to plans with \$500,000 and over.

¹ MER – Management expense ratio
NAV – Net asset value
AMS – Advisory and management services
UOS – Units outstanding

Minimum investment
•\$250,000

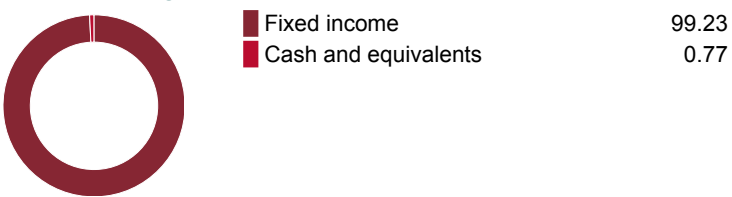
What does the fund invest in?

This segregated fund invests primarily in fixed-income securities issued by Canadian governments.

Top 10 investments

	Assets %
Canada Housing Trust No.1, 1.9%, 9/15/2026	28.46
Gov. of Canada, 3.25%, 9/1/2028	19.54
Province of Ontario, 4.15%, 6/2/2034	17.60
Canada Housing Trust No.1, 1.95%, 12/15/2025	9.59
Gov. of Canada, 4%, 3/1/2029	5.59
Canada Housing Trust No.1, 3.1%, 6/15/2028	4.40
Province of Ontario, 3.8%, 12/2/2034	3.67
Province of Quebec, 2.75%, 9/1/2027	2.79
Province of Manitoba, 2.55%, 6/2/2026	2.02
Province of Ontario, 3.6%, 3/8/2028	1.70
Total	95.35
Total investments:	14

Investment segmentation



Are there any guarantees?

This fund is being offered under an insurance contract. It comes with guarantees that may protect your investment if the markets go down. The MER includes the insurance cost for the guarantee. For details, please refer to the information folder and contract.

Who is this fund for?

A person who is investing for the medium to longer term and seeking potential for interest income in their portfolio and is comfortable with low risk. Since the fund invests in bonds, its value is affected by changes in interest rates.

How has the fund performed?

This section tells you how the fund has performed over the past 10 years. Returns are after the MER has been deducted.

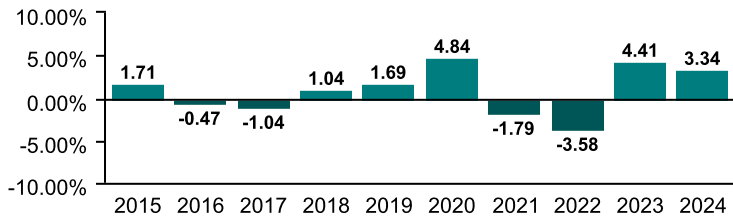
It's important to note that this doesn't tell you how the fund will perform in the future. Also, your actual return will depend on your personal tax situation.

Average return

A person who invested \$1,000 in the fund on December 31, 2014 would have \$1,102.51 on December 31, 2024. This works out to an average of 0.98% a year.

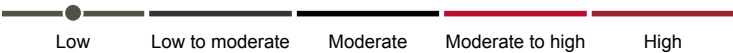
Year-by-year returns (%)

This chart shows how the fund has performed in each of the past 10 years. In the past 10 years, the fund was up in value 6 years and down in value 4 years.



How risky is it?

The risk rating for this fund is *Low*.



The value of your investments can go down. Please see the *Fund risks* section of the information folder for further details.

Government Bond

How much does it cost?

The following table shows the fees and expenses you could pay to invest in or redeem units of the fund.

1. Sales charges

Sales charge option	What you pay	How it works
Managed-money program	There is no fee to invest or redeem units.	<ul style="list-style-type: none"> You and your financial security advisor agree on an advisory and management services fee of between 1.00% and 1.25% where the initial premium is between \$250,000 to \$499,999 and 0.50% to 1.25% where the initial premium is \$500,000 and over. The fee is deducted from your plan monthly based on the value of your plan. You can exchange to units of other funds under the contract at any time.

2. Ongoing expenses

The MER includes the management fee and operating expenses of the fund. The MER includes the insurance cost for the guarantee. You do not pay these expenses directly. They affect you because they reduce the return you get on your investment. For details about how the guarantee works, see your insurance contract.

Guarantee option	MER (Annual rate as a % of the fund's value)*
75% maturity and 75% death benefit guarantee	1.04

* Advisory and management services fee is not included in the MER.

Trailing commission

Canada Life pays the negotiated advisory and management services fee of up to 2% of the value of your investments for the services and advice provided to you for as long as you hold the fund.

3. Other fees

You may have to pay other fees when you redeem or exchange units of the fund.

Fee	What you pay
Short-term trading fee	Up to 2% of the value of units you redeem or exchange within 90 days of investing in the fund.

What if I change my mind?

You can change your mind and cancel the investment fund contract, the initial pre-authorized chequing premium or any lump-sum premium you apply to the policy by telling us in writing within two business days of the earlier of the date you received confirmation of the transaction or five business days after it is mailed to you.

Your cancellation request has to be in writing, which can include email or letter. The amount returned will be the lesser of the amount of the premium being cancelled or the value of the applicable units acquired on the day we process your request. The amount returned only applies to the specific transaction and will include a refund of any sales charges or other fees you paid.

For more information

The *Fund Facts* may not contain all the information you need. Please read the contract and the information folder or you may contact us at:

The Canada Life Assurance Company
 255 Dufferin Avenue
 London, ON N6A 4K1
 Web - www.canadalife.com
 Email - isp_customer_care@canadalife.com
 Telephone - 1-888-252-1847

Global Bond

Quick facts:
Date fund available: December 12, 2000
Date fund created: November 8, 1994
Managed by: Brandywine Global Investment Management

Total fund value: \$56,532,290
Portfolio turnover rate: 5.06%

Guarantee option	MER (%) ¹	Minimum AMS fee (%) ¹	MER plus minimum AMS fee (%) ¹	NAV (\$) ¹	UOS ¹
75% maturity and 75% death benefit guarantee	1.46	0.50	1.96	357.83	2,204

¹ The advisory and management services fee is between 1.00% and 1.25% where the initial premium is between \$250,000 and \$499,999 and 0.50% to 1.25% where the initial premium is \$500,000 and over. The percentage shown in this table applies to plans with \$500,000 and over.

¹ MER – Management expense ratio
NAV – Net asset value
AMS – Advisory and management services
UOS – Units outstanding

Minimum investment
•\$250,000

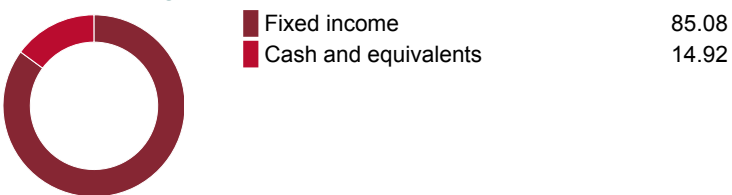
What does the fund invest in?

This segregated fund invests primarily in fixed-income securities issued by governments and corporations currently through the Legg Mason Brandywine Global Fixed Income Fund.

Top 10 investments (of the underlying fund)

	Assets %
HM Treasury, 1.25%, 7/31/2051	9.15
Federal Home Loan Mortgage Corp Participation Certificates Pool Number SD8470, 10/1/2054	6.78
Federal National Mortgage Association Guaranteed Mortgage Pass Thru Certificates Pool Number MA5389, 6/1/2054	6.76
United States Treasury Note (FRN), 4/30/2026	5.91
Mexico, 8%, 7/31/2053	4.99
The State Treasury of the Republic of Poland, 2%, 8/25/2036	4.94
KfW, 0.38%, 7/18/2025	4.78
Asian Infrastructure Investment Bank, 4.88%, 9/14/2026	4.77
United States Treasury Note, 2/15/2052	3.87
European Investment Bank, 1.63%, 3/14/2025	3.33
Total	55.29
Total investments:	57

Investment segmentation



Are there any guarantees?

This fund is being offered under an insurance contract. It comes with guarantees that may protect your investment if the markets go down. The MER includes the insurance cost for the guarantee. For details, please refer to the information folder and contract.

Who is this fund for?

A person who is investing for the medium to longer term and seeking potential for interest income and wants exposure to foreign fixed-income securities in their portfolio and is comfortable with low to moderate risk. Since the fund invests in bonds its value is affected by changes in interest rates.

How has the fund performed?

This section tells you how the fund has performed over the past 10 years. Returns are after the MER has been deducted.

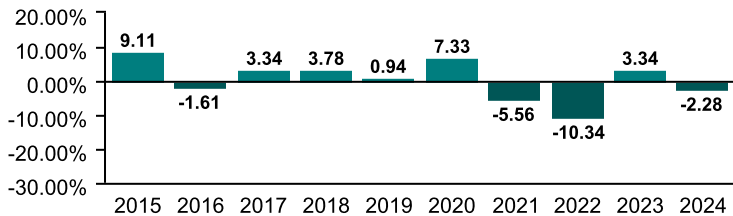
It's important to note that this doesn't tell you how the fund will perform in the future. Also, your actual return will depend on your personal tax situation.

Average return

A person who invested \$1,000 in the fund on December 31, 2014 would have \$1,066.60 on December 31, 2024. This works out to an average of 0.65% a year.

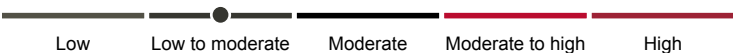
Year-by-year returns (%)

This chart shows how the fund has performed in each of the past 10 years. In the past 10 years, the fund was up in value 6 years and down in value 4 years.



How risky is it?

The risk rating for this fund is *Low to moderate*.



The value of your investments can go down. Please see the *Fund risks* section of the information folder for further details.

Global Bond

How much does it cost?

The following table shows the fees and expenses you could pay to invest in or redeem units of the fund.

1. Sales charges

Sales charge option	What you pay	How it works
Managed-money program	There is no fee to invest or redeem units.	<ul style="list-style-type: none"> You and your financial security advisor agree on an advisory and management services fee of between 1.00% and 1.25% where the initial premium is between \$250,000 to \$499,999 and 0.50% to 1.25% where the initial premium is \$500,000 and over. The fee is deducted from your plan monthly based on the value of your plan. You can exchange to units of other funds under the contract at any time.

2. Ongoing expenses

The MER includes the management fee and operating expenses of the fund. The MER includes the insurance cost for the guarantee. You do not pay these expenses directly. They affect you because they reduce the return you get on your investment. For details about how the guarantee works, see your insurance contract.

Guarantee option	MER (Annual rate as a % of the fund's value)*
75% maturity and 75% death benefit guarantee	1.46

* Advisory and management services fee is not included in the MER.

Trailing commission

Canada Life pays the negotiated advisory and management services fee of up to 2% of the value of your investments for the services and advice provided to you for as long as you hold the fund.

3. Other fees

You may have to pay other fees when you redeem or exchange units of the fund.

Fee	What you pay
Short-term trading fee	Up to 2% of the value of units you redeem or exchange within 90 days of investing in the fund.

What if I change my mind?

You can change your mind and cancel the investment fund contract, the initial pre-authorized chequing premium or any lump-sum premium you apply to the policy by telling us in writing within two business days of the earlier of the date you received confirmation of the transaction or five business days after it is mailed to you.

Your cancellation request has to be in writing, which can include email or letter. The amount returned will be the lesser of the amount of the premium being cancelled or the value of the applicable units acquired on the day we process your request. The amount returned only applies to the specific transaction and will include a refund of any sales charges or other fees you paid.

For more information

The *Fund Facts* may not contain all the information you need. Please read the contract and the information folder or you may contact us at:

The Canada Life Assurance Company
 255 Dufferin Avenue
 London, ON N6A 4K1
 Web - www.canadalife.com
 Email - isp_customer_care@canadalife.com
 Telephone - 1-888-252-1847

Canadian Fixed Income Balanced

Quick facts: **Date fund available:** December 12, 2000
Date fund created: November 8, 1994
Managed by: Mackenzie Investments

Total fund value: \$127,546,235
Portfolio turnover rate: 58.09%

Guarantee option	MER (%) ¹	Minimum AMS fee (%) ¹	MER plus minimum AMS fee (%) ¹	NAV (\$) ¹	UOS ¹
75% maturity and 75% death benefit guarantee	1.14	0.50	1.64	586.39	2,949

¹ The advisory and management services fee is between 1.00% and 1.25% where the initial premium is between \$250,000 and \$499,999 and 0.50% to 1.25% where the initial premium is \$500,000 and over. The percentage shown in this table applies to plans with \$500,000 and over.

¹ MER – Management expense ratio
 NAV – Net asset value
 AMS – Advisory and management services
 UOS – Units outstanding

Minimum investment
 •\$250,000

What does the fund invest in?

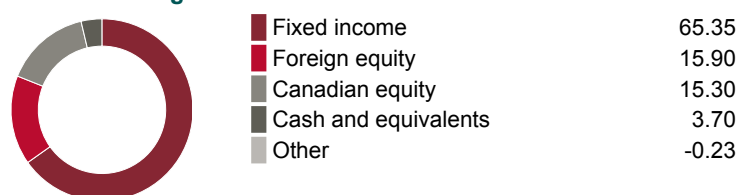
This segregated fund invests primarily in Canadian fixed-income securities with some exposure to Canadian and foreign stocks.

Top 10 investments

	Assets %
Gov. of Canada, 2.75%, 12/1/2055	2.89
Province of Ontario, 4.15%, 6/2/2034	2.81
Gov. of Canada, 3%, 6/1/2034	2.72
Province of Ontario, 3.8%, 12/2/2034	2.18
Province of Quebec, 4.4%, 12/1/2055	2.11
United States Treasury Bill RR, 0.13%, 4/15/2025	1.88
United States Treasury Bill, 2/6/2025	1.83
United States Treasury Note RR, 2.13%, 2/15/2054	1.74
Gov. of Canada, 3.25%, 12/1/2034	1.64
Province of Quebec, 4.45%, 9/1/2034	1.38

Total 21.19
Total investments: **2149**

Investment segmentation



Are there any guarantees?

This fund is being offered under an insurance contract. It comes with guarantees that may protect your investment if the markets go down. The MER includes the insurance cost for the guarantee. For details, please refer to the information folder and contract.

Who is this fund for?

A person who is investing for the medium to longer term and seeking exposure to Canadian bonds and Canadian and foreign stocks and is comfortable with low risk. Since the fund invests in stocks and bonds its value is affected by changes in interest rates and by stock prices, which can rise and fall in a short period of time.

How has the fund performed?

This section tells you how the fund has performed over the past 10 years. Returns are after the MER has been deducted.

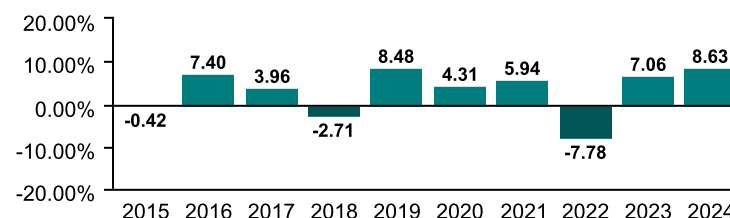
It's important to note that this doesn't tell you how the fund will perform in the future. Also, your actual return will depend on your personal tax situation.

Average return

A person who invested \$1,000 in the fund on December 31, 2014 would have \$1,390.87 on December 31, 2024. This works out to an average of 3.35% a year.

Year-by-year returns (%)

This chart shows how the fund has performed in each of the past 10 years. In the past 10 years, the fund was up in value 7 years and down in value 3 years.



How risky is it?

The risk rating for this fund is *Low*.



The value of your investments can go down. Please see the *Fund risks* section of the information folder for further details.

Canadian Fixed Income Balanced

How much does it cost?

The following table shows the fees and expenses you could pay to invest in or redeem units of the fund.

1. Sales charges

Sales charge option	What you pay	How it works
Managed-money program	There is no fee to invest or redeem units.	<ul style="list-style-type: none"> You and your financial security advisor agree on an advisory and management services fee of between 1.00% and 1.25% where the initial premium is between \$250,000 to \$499,999 and 0.50% to 1.25% where the initial premium is \$500,000 and over. The fee is deducted from your plan monthly based on the value of your plan. You can exchange to units of other funds under the contract at any time.

2. Ongoing expenses

The MER includes the management fee and operating expenses of the fund. The MER includes the insurance cost for the guarantee. You do not pay these expenses directly. They affect you because they reduce the return you get on your investment. For details about how the guarantee works, see your insurance contract.

Guarantee option	MER (Annual rate as a % of the fund's value)*
75% maturity and 75% death benefit guarantee	1.14

* Advisory and management services fee is not included in the MER.

Trailing commission

Canada Life pays the negotiated advisory and management services fee of up to 2% of the value of your investments for the services and advice provided to you for as long as you hold the fund.

3. Other fees

You may have to pay other fees when you redeem or exchange units of the fund.

Fee	What you pay
Short-term trading fee	Up to 2% of the value of units you redeem or exchange within 90 days of investing in the fund.

What if I change my mind?

You can change your mind and cancel the investment fund contract, the initial pre-authorized chequing premium or any lump-sum premium you apply to the policy by telling us in writing within two business days of the earlier of the date you received confirmation of the transaction or five business days after it is mailed to you.

Your cancellation request has to be in writing, which can include email or letter. The amount returned will be the lesser of the amount of the premium being cancelled or the value of the applicable units acquired on the day we process your request. The amount returned only applies to the specific transaction and will include a refund of any sales charges or other fees you paid.

For more information

The *Fund Facts* may not contain all the information you need. Please read the contract and the information folder or you may contact us at:

The Canada Life Assurance Company
 255 Dufferin Avenue
 London, ON N6A 4K1
 Web - www.canadalife.com
 Email - isp_customer_care@canadalife.com
 Telephone - 1-888-252-1847

Canadian Growth Balanced

Quick facts:

Date fund available: December 12, 2000

Date fund created: March 31, 1988

Managed by: Mackenzie Investments

Total fund value: \$58,707,062

Portfolio turnover rate: 65.43%

Guarantee option	MER (%) ¹	Minimum AMS fee (%) ¹	MER plus minimum AMS fee (%) ¹	NAV (\$) ¹	UOS ¹
75% maturity and 75% death benefit guarantee	1.17	0.50	1.67	667.30	1,363

¹ The advisory and management services fee is between 1.00% and 1.25% where the initial premium is between \$250,000 and \$499,999 and 0.50% to 1.25% where the initial premium is \$500,000 and over. The percentage shown in this table applies to plans with \$500,000 and over.

- ¹ MER – Management expense ratio

NAV – Net asset value

AMS – Advisory and management services

UOS – Units outstanding
- Minimum investment**

•\$250,000

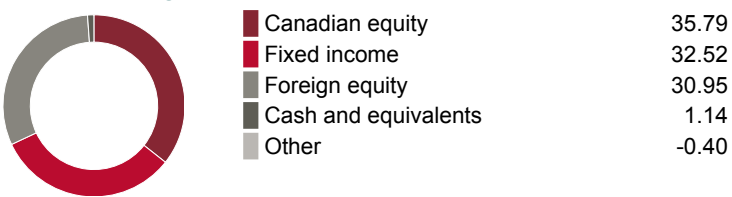
What does the fund invest in?

This segregated fund invests primarily in Canadian fixed-income securities and stocks with exposure to foreign stocks.

Top 10 investments

	Assets %
Royal Bank of Canada	3.57
Stantec Inc.	3.19
Brookfield Asset Management Ltd. CI A Ltd Vtg Shs	3.02
Aon PLCCI A	3.00
Intact Financial Corporation	2.72
Microsoft Corp.	2.65
Loblaw Cos. Ltd.	2.57
Roper Technologies Inc.	2.30
Gov. of Canada, 3%, 6/1/2034	2.21
Waste Connections Inc.	2.21
Total	27.46
Total investments:	1343

Investment segmentation



Are there any guarantees?

This fund is being offered under an insurance contract. It comes with guarantees that may protect your investment if the markets go down. The MER includes the insurance cost for the guarantee. For details, please refer to the information folder and contract.

Who is this fund for?

A person who is investing for the medium to longer term and seeking exposure to bonds and Canadian and foreign stocks and is comfortable with low to moderate risk. Since the fund invests in stocks and bonds its value is affected by changes in interest rates and by stock prices, which can rise and fall in a short period of time.

How has the fund performed?

This section tells you how the fund has performed over the past 10 years. Returns are after the MER has been deducted.

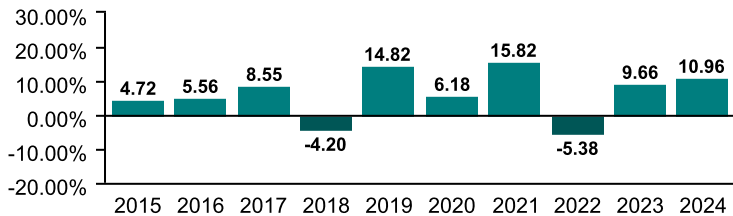
It's important to note that this doesn't tell you how the fund will perform in the future. Also, your actual return will depend on your personal tax situation.

Average return

A person who invested \$1,000 in the fund on December 31, 2014 would have \$1,868.52 on December 31, 2024. This works out to an average of 6.45% a year.

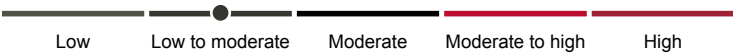
Year-by-year returns (%)

This chart shows how the fund has performed in each of the past 10 years. In the past 10 years, the fund was up in value 8 years and down in value 2 years.



How risky is it?

The risk rating for this fund is *Low to moderate*.



The value of your investments can go down. Please see the *Fund risks* section of the information folder for further details.

Canadian Growth Balanced

How much does it cost?

The following table shows the fees and expenses you could pay to invest in or redeem units of the fund.

1. Sales charges

Sales charge option	What you pay	How it works
Managed-money program	There is no fee to invest or redeem units.	<ul style="list-style-type: none"> You and your financial security advisor agree on an advisory and management services fee of between 1.00% and 1.25% where the initial premium is between \$250,000 to \$499,999 and 0.50% to 1.25% where the initial premium is \$500,000 and over. The fee is deducted from your plan monthly based on the value of your plan. You can exchange to units of other funds under the contract at any time.

2. Ongoing expenses

The MER includes the management fee and operating expenses of the fund. The MER includes the insurance cost for the guarantee. You do not pay these expenses directly. They affect you because they reduce the return you get on your investment. For details about how the guarantee works, see your insurance contract.

Guarantee option	MER (Annual rate as a % of the fund's value)*
75% maturity and 75% death benefit guarantee	1.17

* Advisory and management services fee is not included in the MER.

Trailing commission

Canada Life pays the negotiated advisory and management services fee of up to 2% of the value of your investments for the services and advice provided to you for as long as you hold the fund.

3. Other fees

You may have to pay other fees when you redeem or exchange units of the fund.

Fee	What you pay
Short-term trading fee	Up to 2% of the value of units you redeem or exchange within 90 days of investing in the fund.

What if I change my mind?

You can change your mind and cancel the investment fund contract, the initial pre-authorized chequing premium or any lump-sum premium you apply to the policy by telling us in writing within two business days of the earlier of the date you received confirmation of the transaction or five business days after it is mailed to you.

Your cancellation request has to be in writing, which can include email or letter. The amount returned will be the lesser of the amount of the premium being cancelled or the value of the applicable units acquired on the day we process your request. The amount returned only applies to the specific transaction and will include a refund of any sales charges or other fees you paid.

For more information

The *Fund Facts* may not contain all the information you need. Please read the contract and the information folder or you may contact us at:

The Canada Life Assurance Company
 255 Dufferin Avenue
 London, ON N6A 4K1
 Web - www.canadalife.com
 Email - isp_customer_care@canadalife.com
 Telephone - 1-888-252-1847

Canadian Stock Balanced

Quick facts:
Date fund available: December 12, 2000
Date fund created: January 23, 1996
Managed by: Mackenzie Investments

Total fund value: \$25,679,920
Portfolio turnover rate: 32.29%

Guarantee option	MER (%) ¹	Minimum AMS fee (%) ¹	MER plus minimum AMS fee (%) ¹	NAV (\$) ¹	UOS ¹
75% maturity and 75% death benefit guarantee	1.40	0.50	1.90	749.63	1,092

¹ The advisory and management services fee is between 1.00% and 1.25% where the initial premium is between \$250,000 and \$499,999 and 0.50% to 1.25% where the initial premium is \$500,000 and over. The percentage shown in this table applies to plans with \$500,000 and over.

¹ MER – Management expense ratio
NAV – Net asset value
AMS – Advisory and management services
UOS – Units outstanding

Minimum investment
•\$250,000

What does the fund invest in?

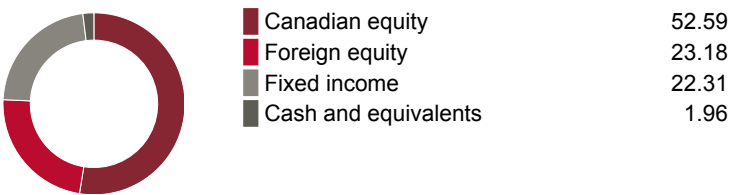
This segregated fund invests primarily in Canadian fixed-income securities and stocks with exposure to foreign stocks.

Top 10 investments

	Assets %
Brookfield Corporation VtgCl A	3.99
Intact Financial Corporation	3.91
Restaurant Brands International Inc.	2.93
Royal Bank of Canada	2.88
Emera Inc.	2.85
Visa Inc. Com Cl A	2.84
Alimentation Couche-Tard Inc.	2.74
Williams Cos. Inc. (The)	2.71
Microsoft Corp.	2.71
Alphabet Inc. Cap Stk Cl C	2.68
Total	30.24

Total investments: **468**

Investment segmentation



Are there any guarantees?

This fund is being offered under an insurance contract. It comes with guarantees that may protect your investment if the markets go down. The MER includes the insurance cost for the guarantee. For details, please refer to the information folder and contract.

Who is this fund for?

A person who is investing for the medium to longer term and seeking exposure to bonds and Canadian and foreign stocks and is comfortable with low to moderate risk. Since the fund invests in stocks and bonds its value is affected by changes in interest rates and by stock prices, which can rise and fall in a short period of time.

How has the fund performed?

This section tells you how the fund has performed over the past 10 years. Returns are after the MER has been deducted.

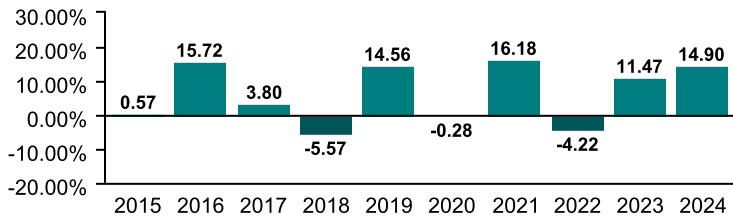
It's important to note that this doesn't tell you how the fund will perform in the future. Also, your actual return will depend on your personal tax situation.

Average return

A person who invested \$1,000 in the fund on December 31, 2014 would have \$1,857.25 on December 31, 2024. This works out to an average of 6.39% a year.

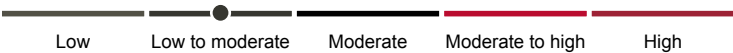
Year-by-year returns (%)

This chart shows how the fund has performed in each of the past 10 years. In the past 10 years, the fund was up in value 7 years and down in value 3 years.



How risky is it?

The risk rating for this fund is *Low to moderate*.



The value of your investments can go down. Please see the *Fund risks* section of the information folder for further details.

Canadian Stock Balanced

How much does it cost?

The following table shows the fees and expenses you could pay to invest in or redeem units of the fund.

1. Sales charges

Sales charge option	What you pay	How it works
Managed-money program	There is no fee to invest or redeem units.	<ul style="list-style-type: none"> You and your financial security advisor agree on an advisory and management services fee of between 1.00% and 1.25% where the initial premium is between \$250,000 to \$499,999 and 0.50% to 1.25% where the initial premium is \$500,000 and over. The fee is deducted from your plan monthly based on the value of your plan. You can exchange to units of other funds under the contract at any time.

2. Ongoing expenses

The MER includes the management fee and operating expenses of the fund. The MER includes the insurance cost for the guarantee. You do not pay these expenses directly. They affect you because they reduce the return you get on your investment. For details about how the guarantee works, see your insurance contract.

Guarantee option	MER (Annual rate as a % of the fund's value)*
75% maturity and 75% death benefit guarantee	1.40

* Advisory and management services fee is not included in the MER.

Trailing commission

Canada Life pays the negotiated advisory and management services fee of up to 2% of the value of your investments for the services and advice provided to you for as long as you hold the fund.

3. Other fees

You may have to pay other fees when you redeem or exchange units of the fund.

Fee	What you pay
Short-term trading fee	Up to 2% of the value of units you redeem or exchange within 90 days of investing in the fund.

What if I change my mind?

You can change your mind and cancel the investment fund contract, the initial pre-authorized chequing premium or any lump-sum premium you apply to the policy by telling us in writing within two business days of the earlier of the date you received confirmation of the transaction or five business days after it is mailed to you.

Your cancellation request has to be in writing, which can include email or letter. The amount returned will be the lesser of the amount of the premium being cancelled or the value of the applicable units acquired on the day we process your request. The amount returned only applies to the specific transaction and will include a refund of any sales charges or other fees you paid.

For more information

The *Fund Facts* may not contain all the information you need. Please read the contract and the information folder or you may contact us at:

The Canada Life Assurance Company
 255 Dufferin Avenue
 London, ON N6A 4K1
 Web - www.canadalife.com
 Email - isp_customer_care@canadalife.com
 Telephone - 1-888-252-1847

Strategic Income

Quick facts: **Date fund available:** December 12, 2000
Date fund created: December 12, 2000
Managed by: Mackenzie Investments

Total fund value: \$348,671,775
Portfolio turnover rate: 27.91%

Guarantee option	MER (%) ¹	Minimum AMS fee (%) ¹	MER plus minimum AMS fee (%) ¹	NAV (\$) ¹	UOS ¹
75% maturity and 75% death benefit guarantee	1.41	0.50	1.91	659.91	2,360

¹ The advisory and management services fee is between 1.00% and 1.25% where the initial premium is between \$250,000 and \$499,999 and 0.50% to 1.25% where the initial premium is \$500,000 and over. The percentage shown in this table applies to plans with \$500,000 and over.

¹ MER – Management expense ratio
NAV – Net asset value
AMS – Advisory and management services
UOS – Units outstanding

Minimum investment
•\$250,000

What does the fund invest in?

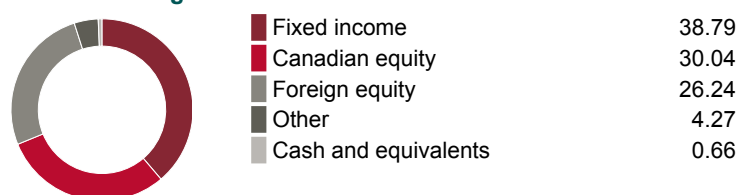
This segregated fund invests primarily in fixed-income and/or income-oriented equity securities anywhere in the world.

Top 10 investments

	Assets %
Royal Bank of Canada	2.44
Bank of Montreal	1.59
Toronto-Dominion Bank Com New	1.54
Microsoft Corp.	1.40
Canadian Natural Resources Ltd.	1.30
Apple Inc.	1.21
Canadian Pacific Kansas City Limited	1.18
Enbridge Inc.	1.13
Sun Life Financial Inc.	1.07
Agnico-Eagle Mines Ltd.	0.96
Total	13.83

Total investments: **2515**

Investment segmentation



Are there any guarantees?

This fund is being offered under an insurance contract. It comes with guarantees that may protect your investment if the markets go down. The MER includes the insurance cost for the guarantee. For details, please refer to the information folder and contract.

Who is this fund for?

A person who is investing for the medium to longer term and seeking exposure to bonds and Canadian and foreign stocks and is comfortable with low to moderate risk. Since the fund invests in stocks and bonds its value is affected by changes in interest rates and by stock prices, which can rise and fall in a short period of time.

How has the fund performed?

This section tells you how the fund has performed over the past 10 years. Returns are after the MER has been deducted.

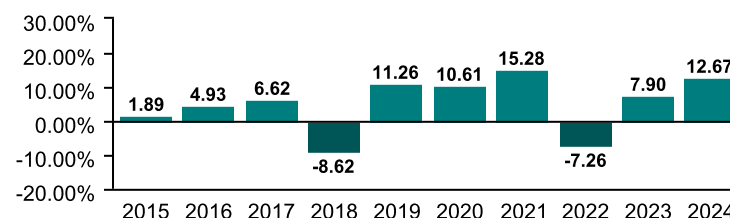
It's important to note that this doesn't tell you how the fund will perform in the future. Also, your actual return will depend on your personal tax situation.

Average return

A person who invested \$1,000 in the fund on December 31, 2014 would have \$1,666.19 on December 31, 2024. This works out to an average of 5.24% a year.

Year-by-year returns (%)

This chart shows how the fund has performed in each of the past 10 years. In the past 10 years, the fund was up in value 8 years and down in value 2 years.



How risky is it?

The risk rating for this fund is *Low to moderate*.



The value of your investments can go down. Please see the *Fund risks* section of the information folder for further details.

Strategic Income

How much does it cost?

The following table shows the fees and expenses you could pay to invest in or redeem units of the fund.

1. Sales charges

Sales charge option	What you pay	How it works
Managed-money program	There is no fee to invest or redeem units.	<ul style="list-style-type: none"> You and your financial security advisor agree on an advisory and management services fee of between 1.00% and 1.25% where the initial premium is between \$250,000 to \$499,999 and 0.50% to 1.25% where the initial premium is \$500,000 and over. The fee is deducted from your plan monthly based on the value of your plan. You can exchange to units of other funds under the contract at any time.

2. Ongoing expenses

The MER includes the management fee and operating expenses of the fund. The MER includes the insurance cost for the guarantee. You do not pay these expenses directly. They affect you because they reduce the return you get on your investment. For details about how the guarantee works, see your insurance contract.

Guarantee option	MER (Annual rate as a % of the fund's value)*
75% maturity and 75% death benefit guarantee	1.41

* Advisory and management services fee is not included in the MER.

Trailing commission

Canada Life pays the negotiated advisory and management services fee of up to 2% of the value of your investments for the services and advice provided to you for as long as you hold the fund.

3. Other fees

You may have to pay other fees when you redeem or exchange units of the fund.

Fee	What you pay
Short-term trading fee	Up to 2% of the value of units you redeem or exchange within 90 days of investing in the fund.

What if I change my mind?

You can change your mind and cancel the investment fund contract, the initial pre-authorized chequing premium or any lump-sum premium you apply to the policy by telling us in writing within two business days of the earlier of the date you received confirmation of the transaction or five business days after it is mailed to you.

Your cancellation request has to be in writing, which can include email or letter. The amount returned will be the lesser of the amount of the premium being cancelled or the value of the applicable units acquired on the day we process your request. The amount returned only applies to the specific transaction and will include a refund of any sales charges or other fees you paid.

For more information

The *Fund Facts* may not contain all the information you need. Please read the contract and the information folder or you may contact us at:

The Canada Life Assurance Company
 255 Dufferin Avenue
 London, ON N6A 4K1
 Web - www.canadalife.com
 Email - isp_customer_care@canadalife.com
 Telephone - 1-888-252-1847

Canadian Premier Balanced

Quick facts: **Date fund available:** December 12, 2000
Date fund created: January 23, 1996
Managed by: Invesco Canada Ltd.

Total fund value: \$32,666,785
Portfolio turnover rate: 23.21%

Guarantee option	MER (%) ¹	Minimum AMS fee (%) ¹	MER plus minimum AMS fee (%) ¹	NAV (\$) ¹	UOS ¹
75% maturity and 75% death benefit guarantee	1.40	0.50	1.90	830.33	1,500

¹ The advisory and management services fee is between 1.00% and 1.25% where the initial premium is between \$250,000 and \$499,999 and 0.50% to 1.25% where the initial premium is \$500,000 and over. The percentage shown in this table applies to plans with \$500,000 and over.

¹ MER – Management expense ratio
 NAV – Net asset value
 AMS – Advisory and management services
 UOS – Units outstanding

Minimum investment
 •\$250,000

What does the fund invest in?

This segregated fund invests primarily in Canadian fixed-income securities and stocks with exposure to foreign stocks.


Top 10 investments

	Assets %
Royal Bank of Canada	6.17
Brookfield Corporation VtgCI A	4.47
Toronto-Dominion Bank Com New	3.75
Manulife Financial Corporation	2.93
Deere & Co.	2.44
UnitedHealth Group Inc.	2.25
Aon PLCCI A	2.23
Berkshire Hathaway Inc. CI B New	2.22
Alphabet Inc. CI A	2.16
Marriott International Inc. CI A	2.12
Total	30.74

Total investments:

204

Investment segmentation



Are there any guarantees?

This fund is being offered under an insurance contract. It comes with guarantees that may protect your investment if the markets go down. The MER includes the insurance cost for the guarantee. For details, please refer to the information folder and contract.

Who is this fund for?

A person who is investing for the medium to longer term and seeking exposure to bonds and Canadian and foreign stocks and is comfortable with low to moderate risk. Since the fund invests in stocks and bonds its value is affected by changes in interest rates and by stock prices, which can rise and fall in a short period of time.

How has the fund performed?

This section tells you how the fund has performed over the past 10 years. Returns are after the MER has been deducted.

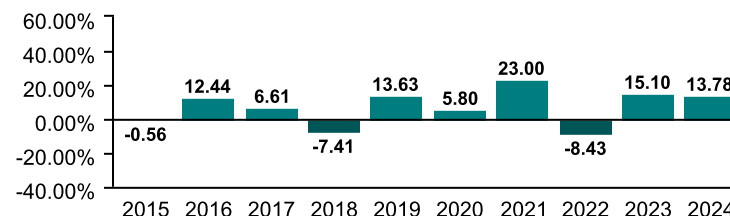
It's important to note that this doesn't tell you how the fund will perform in the future. Also, your actual return will depend on your personal tax situation.

Average return

A person who invested \$1,000 in the fund on December 31, 2014 would have \$1,957.27 on December 31, 2024. This works out to an average of 6.95% a year.

Year-by-year returns (%)

This chart shows how the fund has performed in each of the past 10 years. In the past 10 years, the fund was up in value 7 years and down in value 3 years.



How risky is it?

The risk rating for this fund is *Low to moderate*.



The value of your investments can go down. Please see the *Fund risks* section of the information folder for further details.

Canadian Premier Balanced

How much does it cost?

The following table shows the fees and expenses you could pay to invest in or redeem units of the fund.

1. Sales charges

Sales charge option	What you pay	How it works
Managed-money program	There is no fee to invest or redeem units.	<ul style="list-style-type: none"> You and your financial security advisor agree on an advisory and management services fee of between 1.00% and 1.25% where the initial premium is between \$250,000 to \$499,999 and 0.50% to 1.25% where the initial premium is \$500,000 and over. The fee is deducted from your plan monthly based on the value of your plan. You can exchange to units of other funds under the contract at any time.

2. Ongoing expenses

The MER includes the management fee and operating expenses of the fund. The MER includes the insurance cost for the guarantee. You do not pay these expenses directly. They affect you because they reduce the return you get on your investment. For details about how the guarantee works, see your insurance contract.

Guarantee option	MER (Annual rate as a % of the fund's value)*
75% maturity and 75% death benefit guarantee	1.40

* Advisory and management services fee is not included in the MER.

Trailing commission

Canada Life pays the negotiated advisory and management services fee of up to 2% of the value of your investments for the services and advice provided to you for as long as you hold the fund.

3. Other fees

You may have to pay other fees when you redeem or exchange units of the fund.

Fee	What you pay
Short-term trading fee	Up to 2% of the value of units you redeem or exchange within 90 days of investing in the fund.

What if I change my mind?

You can change your mind and cancel the investment fund contract, the initial pre-authorized chequing premium or any lump-sum premium you apply to the policy by telling us in writing within two business days of the earlier of the date you received confirmation of the transaction or five business days after it is mailed to you.

Your cancellation request has to be in writing, which can include email or letter. The amount returned will be the lesser of the amount of the premium being cancelled or the value of the applicable units acquired on the day we process your request. The amount returned only applies to the specific transaction and will include a refund of any sales charges or other fees you paid.

For more information

The *Fund Facts* may not contain all the information you need. Please read the contract and the information folder or you may contact us at:

The Canada Life Assurance Company
 255 Dufferin Avenue
 London, ON N6A 4K1
 Web - www.canadalife.com
 Email - isp_customer_care@canadalife.com
 Telephone - 1-888-252-1847

Canadian Value Balanced

Quick facts: **Date fund available:** December 12, 2000
Date fund created: January 23, 1996
Managed by: Beutel, Goodman & Company Ltd.

Total fund value: \$209,678,047
Portfolio turnover rate: 49.93%

Guarantee option	MER (%) ¹	Minimum AMS fee (%) ¹	MER plus minimum AMS fee (%) ¹	NAV (\$) ¹	UOS ¹
75% maturity and 75% death benefit guarantee	1.42	0.50	1.92	895.91	11,460

¹ The advisory and management services fee is between 1.00% and 1.25% where the initial premium is between \$250,000 and \$499,999 and 0.50% to 1.25% where the initial premium is \$500,000 and over. The percentage shown in this table applies to plans with \$500,000 and over.

¹ MER – Management expense ratio
NAV – Net asset value
AMS – Advisory and management services
UOS – Units outstanding

Minimum investment
•\$250,000

What does the fund invest in?

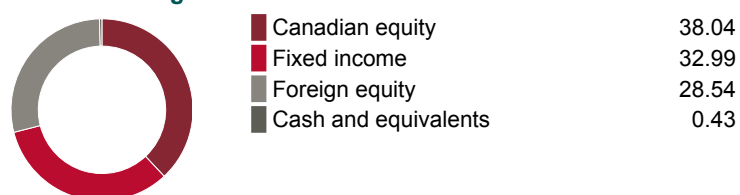
This segregated fund invests primarily in Canadian fixed-income securities and stocks with exposure to foreign stocks.

Top 10 investments

	Assets %
Toronto-Dominion Bank Com New	3.00
Royal Bank of Canada	2.99
Gov. of Canada, 3%, 6/1/2034	2.63
Bank of Montreal	2.21
RB Global, Inc	1.90
Gov. of Canada, 3.25%, 12/1/2034	1.59
Metro Inc.	1.55
Canadian National Railway Company	1.44
Alimentation Couche-Tard Inc.	1.43
Gen Digital Inc.	1.37

Total 20.11
Total investments: **241**

Investment segmentation



Are there any guarantees?

This fund is being offered under an insurance contract. It comes with guarantees that may protect your investment if the markets go down. The MER includes the insurance cost for the guarantee. For details, please refer to the information folder and contract.

Who is this fund for?

A person who is investing for the medium to longer term and seeking exposure to bonds and Canadian and foreign stocks and is comfortable with low to moderate risk. Since the fund invests in stocks and bonds its value is affected by changes in interest rates and by stock prices, which can rise and fall in a short period of time.

How has the fund performed?

This section tells you how the fund has performed over the past 10 years. Returns are after the MER has been deducted.

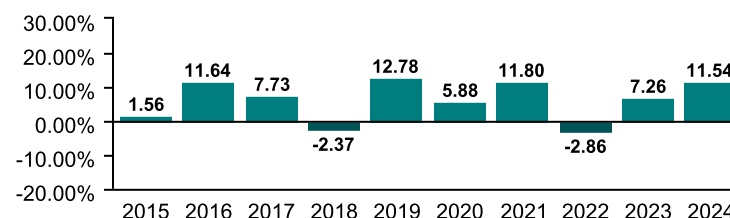
It's important to note that this doesn't tell you how the fund will perform in the future. Also, your actual return will depend on your personal tax situation.

Average return

A person who invested \$1,000 in the fund on December 31, 2014 would have \$1,850.12 on December 31, 2024. This works out to an average of 6.35% a year.

Year-by-year returns (%)

This chart shows how the fund has performed in each of the past 10 years. In the past 10 years, the fund was up in value 8 years and down in value 2 years.



How risky is it?

The risk rating for this fund is *Low to moderate*.



The value of your investments can go down. Please see the *Fund risks* section of the information folder for further details.

Canadian Value Balanced

How much does it cost?

The following table shows the fees and expenses you could pay to invest in or redeem units of the fund.

1. Sales charges

Sales charge option	What you pay	How it works
Managed-money program	There is no fee to invest or redeem units.	<ul style="list-style-type: none"> You and your financial security advisor agree on an advisory and management services fee of between 1.00% and 1.25% where the initial premium is between \$250,000 to \$499,999 and 0.50% to 1.25% where the initial premium is \$500,000 and over. The fee is deducted from your plan monthly based on the value of your plan. You can exchange to units of other funds under the contract at any time.

2. Ongoing expenses

The MER includes the management fee and operating expenses of the fund. The MER includes the insurance cost for the guarantee. You do not pay these expenses directly. They affect you because they reduce the return you get on your investment. For details about how the guarantee works, see your insurance contract.

Guarantee option	MER (Annual rate as a % of the fund's value)*
75% maturity and 75% death benefit guarantee	1.42

* Advisory and management services fee is not included in the MER.

Trailing commission

Canada Life pays the negotiated advisory and management services fee of up to 2% of the value of your investments for the services and advice provided to you for as long as you hold the fund.

3. Other fees

You may have to pay other fees when you redeem or exchange units of the fund.

Fee	What you pay
Short-term trading fee	Up to 2% of the value of units you redeem or exchange within 90 days of investing in the fund.

What if I change my mind?

You can change your mind and cancel the investment fund contract, the initial pre-authorized chequing premium or any lump-sum premium you apply to the policy by telling us in writing within two business days of the earlier of the date you received confirmation of the transaction or five business days after it is mailed to you.

Your cancellation request has to be in writing, which can include email or letter. The amount returned will be the lesser of the amount of the premium being cancelled or the value of the applicable units acquired on the day we process your request. The amount returned only applies to the specific transaction and will include a refund of any sales charges or other fees you paid.

For more information

The *Fund Facts* may not contain all the information you need. Please read the contract and the information folder or you may contact us at:

The Canada Life Assurance Company
 255 Dufferin Avenue
 London, ON N6A 4K1
 Web - www.canadalife.com
 Email - isp_customer_care@canadalife.com
 Telephone - 1-888-252-1847

Sustainable Conservative Portfolio

Quick facts: **Date fund available:** December 12, 2000
Date fund created: January 23, 1996
Managed by: JPMorgan Asset Management (Canada) Inc.

Total fund value: \$11,615,345
Portfolio turnover rate: 8.23%

Guarantee option	MER (%) ¹	Minimum AMS fee (%) ¹	MER plus minimum AMS fee (%) ¹	NAV (\$) ¹	UOS ¹
75% maturity and 75% death benefit guarantee	1.11	0.50	1.61	615.09	622

¹ The advisory and management services fee is between 1.00% and 1.25% where the initial premium is between \$250,000 and \$499,999 and 0.50% to 1.25% where the initial premium is \$500,000 and over. The percentage shown in this table applies to plans with \$500,000 and over.

¹ MER – Management expense ratio
 NAV – Net asset value
 AMS – Advisory and management services
 UOS – Units outstanding

Minimum investment
 •\$250,000

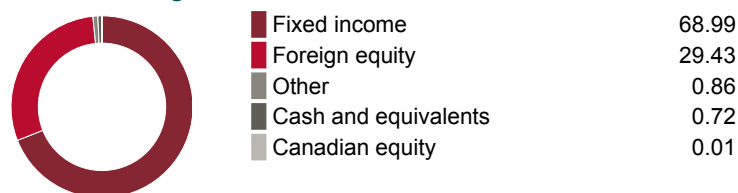
What does the fund invest in?

This segregated fund invests primarily in global fixed income securities and stocks anywhere in the world currently through the Canada Life Sustainable Conservative Portfolio mutual fund. The Fund follows a responsible approach to investing.

Top 10 investments (of the underlying fund)

	Assets %
United States Treasury Note, 4.38%, 5/15/2034	6.47
United States Treasury Note, 3.88%, 8/15/2034	3.66
United States Treasury Note, 4.63%, 4/30/2031	2.34
United States Treasury Note, 4.25%, 6/30/2031	2.26
Secretaría General Del Tesoro Y Política Financiera, 3.55%, 10/31/2033	1.93
Microsoft Corp.	1.52
NVIDIA Corp.	1.42
Italy, 3.85%, 2/1/2035	1.38
Federal Home Loan Mortgage Corp Participation Certificates Pool Number SD8245, 4.5%, 9/1/2052	1.38
Ministry of Finance Japan, 1.5%, 9/20/2043	1.32
Total	23.66
Total investments:	832

Investment segmentation



Are there any guarantees?

This fund is being offered under an insurance contract. It comes with guarantees that may protect your investment if the markets go down. The MER includes the insurance cost for the guarantee. For details, please refer to the information folder and contract.

Who is this fund for?

A person who desires to invest in a portfolio that follows a responsible approach to investing, seeking income and long-term capital, over the medium to longer term, with exposure to global bonds and stocks and is comfortable with low risk. Since the Fund invests in stocks and bonds its value is affected by changes in interest rates and by stock prices, which can rise and fall in a short period of time.

Notes

In November 2021 JP Morgan Asset Management (Canada) Inc. assumed portfolio management responsibilities from Sentry Investments. In November 2016 Sentry Investments Inc. assumed portfolio management responsibilities from AGF Investments Inc. and the investment objective changed from investing primarily in Canadian fixed income securities and stocks to investing primarily in fixed income securities and stocks anywhere in the world. The performance prior to the above dates were achieved under previous managers and/or investment objective.

How has the fund performed?

This section tells you how the fund has performed over the past 10 years. Returns are after the MER has been deducted.

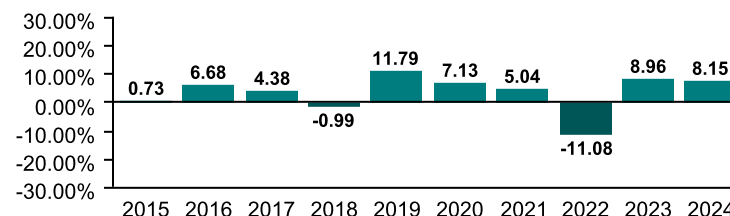
It's important to note that this doesn't tell you how the fund will perform in the future. Also, your actual return will depend on your personal tax situation.

Average return

A person who invested \$1,000 in the fund on December 31, 2014 would have \$1,463.97 on December 31, 2024. This works out to an average of 3.89% a year.

Year-by-year returns (%)

This chart shows how the fund has performed in each of the past 10 years. In the past 10 years, the fund was up in value 8 years and down in value 2 years.



How risky is it?

The risk rating for this fund is *Low*.



The value of your investments can go down. Please see the *Fund risks* section of the information folder for further details.

Sustainable Conservative Portfolio

How much does it cost?

The following table shows the fees and expenses you could pay to invest in or redeem units of the fund.

1. Sales charges

Sales charge option	What you pay	How it works
Managed-money program	There is no fee to invest or redeem units.	<ul style="list-style-type: none"> You and your financial security advisor agree on an advisory and management services fee of between 1.00% and 1.25% where the initial premium is between \$250,000 to \$499,999 and 0.50% to 1.25% where the initial premium is \$500,000 and over. The fee is deducted from your plan monthly based on the value of your plan. You can exchange to units of other funds under the contract at any time.

2. Ongoing expenses

The MER includes the management fee and operating expenses of the fund. The MER includes the insurance cost for the guarantee. You do not pay these expenses directly. They affect you because they reduce the return you get on your investment. For details about how the guarantee works, see your insurance contract.

Guarantee option	MER (Annual rate as a % of the fund's value)*
75% maturity and 75% death benefit guarantee	1.11

* Advisory and management services fee is not included in the MER.

Trailing commission

Canada Life pays the negotiated advisory and management services fee of up to 2% of the value of your investments for the services and advice provided to you for as long as you hold the fund.

3. Other fees

You may have to pay other fees when you redeem or exchange units of the fund.

Fee	What you pay
Short-term trading fee	Up to 2% of the value of units you redeem or exchange within 90 days of investing in the fund.

What if I change my mind?

You can change your mind and cancel the investment fund contract, the initial pre-authorized chequing premium or any lump-sum premium you apply to the policy by telling us in writing within two business days of the earlier of the date you received confirmation of the transaction or five business days after it is mailed to you.

Your cancellation request has to be in writing, which can include email or letter. The amount returned will be the lesser of the amount of the premium being cancelled or the value of the applicable units acquired on the day we process your request. The amount returned only applies to the specific transaction and will include a refund of any sales charges or other fees you paid.

For more information

The *Fund Facts* may not contain all the information you need. Please read the contract and the information folder or you may contact us at:

The Canada Life Assurance Company
 255 Dufferin Avenue
 London, ON N6A 4K1
 Web - www.canadalife.com
 Email - isp_customer_care@canadalife.com
 Telephone - 1-888-252-1847

Canadian Equity Portfolio

Quick facts:

Date fund available: December 12, 2000

Date fund created: December 12, 2000

Managed by: Canada Life Investment Management Ltd.

Total fund value: \$14,944,594

Portfolio turnover rate: 44.91%

Guarantee option	MER (%) ¹	Minimum AMS fee (%) ¹	MER plus minimum AMS fee (%) ¹	NAV (\$) ¹	UOS ¹
75% maturity and 75% death benefit guarantee	1.52	0.50	2.02	854.56	1,886

¹ The advisory and management services fee is between 1.00% and 1.25% where the initial premium is between \$250,000 and \$499,999 and 0.50% to 1.25% where the initial premium is \$500,000 and over. The percentage shown in this table applies to plans with \$500,000 and over.

¹ MER – Management expense ratio
NAV – Net asset value
AMS – Advisory and management services
UOS – Units outstanding

Minimum investment
•\$250,000

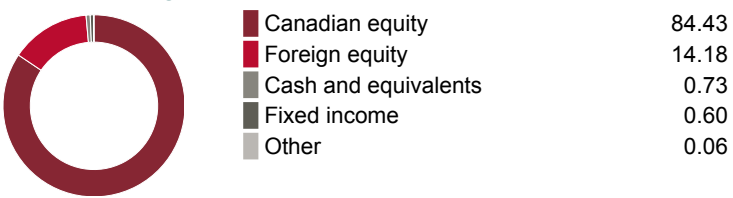
What does the fund invest in?

This segregated fund, through investments in other funds, invests primarily in Canadian equities. It targets an asset mix of 100 per cent equities.

Top 10 investments

	Assets %
Canadian Growth	30.00
Canadian Focused Value	30.00
Canadian Focused Dividend	30.00
Canadian Small-Mid Cap	10.00
Total	100.00
Total investments:	4

Investment segmentation



Are there any guarantees?

This fund is being offered under an insurance contract. It comes with guarantees that may protect your investment if the markets go down. The MER includes the insurance cost for the guarantee. For details, please refer to the information folder and contract.

Who is this fund for?

A person who is investing for the longer term, wants exposure to multi-managers in one fund with a target of 100 per cent invested in equities and is comfortable with moderate risk.

How has the fund performed?

This section tells you how the fund has performed over the past 10 years. Returns are after the MER has been deducted.

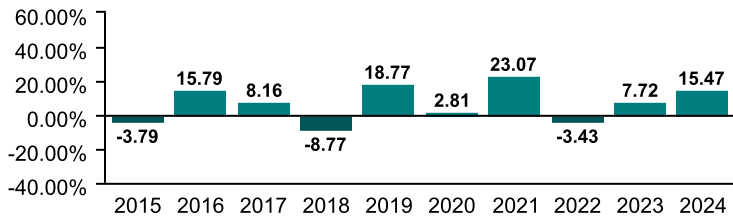
It's important to note that this doesn't tell you how the fund will perform in the future. Also, your actual return will depend on your personal tax situation.

Average return

A person who invested \$1,000 in the fund on December 31, 2014 would have \$1,984.03 on December 31, 2024. This works out to an average of 7.09% a year.

Year-by-year returns (%)

This chart shows how the fund has performed in each of the past 10 years. In the past 10 years, the fund was up in value 7 years and down in value 3 years.



How risky is it?

The risk rating for this fund is *Moderate*.



The value of your investments can go down. Please see the *Fund risks* section of the information folder for further details.

Canadian Equity Portfolio

How much does it cost?

The following table shows the fees and expenses you could pay to invest in or redeem units of the fund.

1. Sales charges

Sales charge option	What you pay	How it works
Managed-money program	There is no fee to invest or redeem units.	<ul style="list-style-type: none"> You and your financial security advisor agree on an advisory and management services fee of between 1.00% and 1.25% where the initial premium is between \$250,000 to \$499,999 and 0.50% to 1.25% where the initial premium is \$500,000 and over. The fee is deducted from your plan monthly based on the value of your plan. You can exchange to units of other funds under the contract at any time.

2. Ongoing expenses

The MER includes the management fee and operating expenses of the fund. The MER includes the insurance cost for the guarantee. You do not pay these expenses directly. They affect you because they reduce the return you get on your investment. For details about how the guarantee works, see your insurance contract.

Guarantee option	MER (Annual rate as a % of the fund's value)*
75% maturity and 75% death benefit guarantee	1.52

* Advisory and management services fee is not included in the MER.

Trailing commission

Canada Life pays the negotiated advisory and management services fee of up to 2% of the value of your investments for the services and advice provided to you for as long as you hold the fund.

3. Other fees

You may have to pay other fees when you redeem or exchange units of the fund.

Fee	What you pay
Short-term trading fee	Up to 2% of the value of units you redeem or exchange within 90 days of investing in the fund.

What if I change my mind?

You can change your mind and cancel the investment fund contract, the initial pre-authorized chequing premium or any lump-sum premium you apply to the policy by telling us in writing within two business days of the earlier of the date you received confirmation of the transaction or five business days after it is mailed to you.

Your cancellation request has to be in writing, which can include email or letter. The amount returned will be the lesser of the amount of the premium being cancelled or the value of the applicable units acquired on the day we process your request. The amount returned only applies to the specific transaction and will include a refund of any sales charges or other fees you paid.

For more information

The *Fund Facts* may not contain all the information you need. Please read the contract and the information folder or you may contact us at:

The Canada Life Assurance Company
 255 Dufferin Avenue
 London, ON N6A 4K1
 Web - www.canadalife.com
 Email - isp_customer_care@canadalife.com
 Telephone - 1-888-252-1847

Canadian Growth

Quick facts: **Date fund available:** December 12, 2000
Date fund created: April 30, 1989
Managed by: Mackenzie Investments

Total fund value: \$261,055,612
Portfolio turnover rate: 44.53%

Guarantee option	MER (%) ¹	Minimum AMS fee (%) ¹	MER plus minimum AMS fee (%) ¹	NAV (\$) ¹	UOS ¹
75% maturity and 75% death benefit guarantee	1.18	0.50	1.68	858.14	5,848

¹ The advisory and management services fee is between 1.00% and 1.25% where the initial premium is between \$250,000 and \$499,999 and 0.50% to 1.25% where the initial premium is \$500,000 and over. The percentage shown in this table applies to plans with \$500,000 and over.

¹ MER – Management expense ratio
NAV – Net asset value
AMS – Advisory and management services
UOS – Units outstanding

Minimum investment
•\$250,000

What does the fund invest in?

This segregated fund invests primarily in Canadian stocks with exposure to foreign stocks.

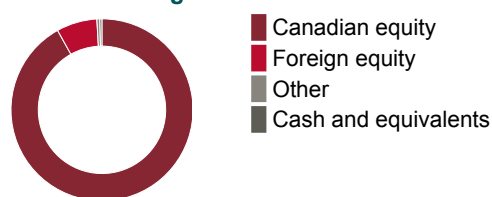
Top 10 investments

	Assets %
Royal Bank of Canada	7.92
Constellation Software Inc.	5.13
Shopify Inc. C/A	4.69
Brookfield Corporation VtgCI A	3.71
Canadian Natural Resources Ltd.	3.69
Canadian Pacific Kansas City Limited	3.27
National Bank of Canada	2.99
Pembina Pipeline Corp.	2.92
Bank of Montreal	2.72
Canadian Imperial Bank of Commerce	2.71
Total	39.76

Total investments:

58

Investment segmentation



Are there any guarantees?

This fund is being offered under an insurance contract. It comes with guarantees that may protect your investment if the markets go down. The MER includes the insurance cost for the guarantee. For details, please refer to the information folder and contract.

Who is this fund for?

A person who is investing for the longer term, seeking the growth potential of stocks, which includes moderate exposure to foreign stocks and is comfortable with moderate risk. Since the fund invests in stocks its value is affected by stock prices, which can rise and fall in a short period of time.

How has the fund performed?

This section tells you how the fund has performed over the past 10 years. Returns are after the MER has been deducted.

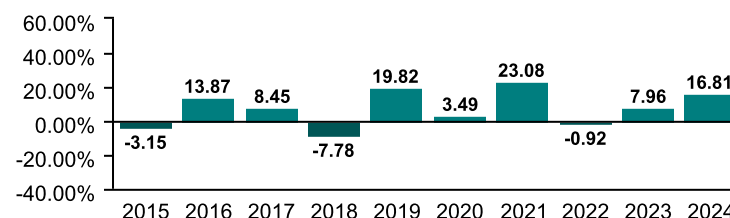
It's important to note that this doesn't tell you how the fund will perform in the future. Also, your actual return will depend on your personal tax situation.

Average return

A person who invested \$1,000 in the fund on December 31, 2014 would have \$2,103.24 on December 31, 2024. This works out to an average of 7.72% a year.

Year-by-year returns (%)

This chart shows how the fund has performed in each of the past 10 years. In the past 10 years, the fund was up in value 7 years and down in value 3 years.



How risky is it?

The risk rating for this fund is *Moderate*.



The value of your investments can go down. Please see the *Fund risks* section of the information folder for further details.

Canadian Growth

How much does it cost?

The following table shows the fees and expenses you could pay to invest in or redeem units of the fund.

1. Sales charges

Sales charge option	What you pay	How it works
Managed-money program	There is no fee to invest or redeem units.	<ul style="list-style-type: none"> You and your financial security advisor agree on an advisory and management services fee of between 1.00% and 1.25% where the initial premium is between \$250,000 to \$499,999 and 0.50% to 1.25% where the initial premium is \$500,000 and over. The fee is deducted from your plan monthly based on the value of your plan. You can exchange to units of other funds under the contract at any time.

2. Ongoing expenses

The MER includes the management fee and operating expenses of the fund. The MER includes the insurance cost for the guarantee. You do not pay these expenses directly. They affect you because they reduce the return you get on your investment. For details about how the guarantee works, see your insurance contract.

Guarantee option	MER (Annual rate as a % of the fund's value)*
75% maturity and 75% death benefit guarantee	1.18

* Advisory and management services fee is not included in the MER.

Trailing commission

Canada Life pays the negotiated advisory and management services fee of up to 2% of the value of your investments for the services and advice provided to you for as long as you hold the fund.

3. Other fees

You may have to pay other fees when you redeem or exchange units of the fund.

Fee	What you pay
Short-term trading fee	Up to 2% of the value of units you redeem or exchange within 90 days of investing in the fund.

What if I change my mind?

You can change your mind and cancel the investment fund contract, the initial pre-authorized chequing premium or any lump-sum premium you apply to the policy by telling us in writing within two business days of the earlier of the date you received confirmation of the transaction or five business days after it is mailed to you.

Your cancellation request has to be in writing, which can include email or letter. The amount returned will be the lesser of the amount of the premium being cancelled or the value of the applicable units acquired on the day we process your request. The amount returned only applies to the specific transaction and will include a refund of any sales charges or other fees you paid.

For more information

The *Fund Facts* may not contain all the information you need. Please read the contract and the information folder or you may contact us at:

The Canada Life Assurance Company
 255 Dufferin Avenue
 London, ON N6A 4K1
 Web - www.canadalife.com
 Email - isp_customer_care@canadalife.com
 Telephone - 1-888-252-1847

Canadian SRI Equity

Quick facts:
Date fund available: December 12, 2000
Date fund created: December 12, 2000
Managed by: Mackenzie Investments

Total fund value: \$9,259,222
Portfolio turnover rate: 42.19%

Guarantee option	MER (%) ¹	Minimum AMS fee (%) ¹	MER plus minimum AMS fee (%) ¹	NAV (\$) ¹	UOS ¹
75% maturity and 75% death benefit guarantee	1.29	0.50	1.79	1,049.38	235

¹ The advisory and management services fee is between 1.00% and 1.25% where the initial premium is between \$250,000 and \$499,999 and 0.50% to 1.25% where the initial premium is \$500,000 and over. The percentage shown in this table applies to plans with \$500,000 and over.

¹ MER – Management expense ratio
NAV – Net asset value
AMS – Advisory and management services
UOS – Units outstanding

Minimum investment
•\$250,000

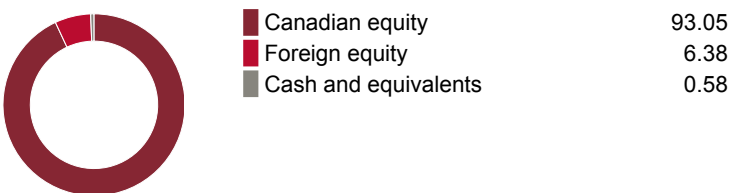
What does the fund invest in?

This segregated fund invests primarily in Canadian stocks that conduct their business in a socially responsible manner with exposure to foreign stocks.

Top 10 investments

	Assets %
Royal Bank of Canada	8.07
Constellation Software Inc.	5.37
Shopify Inc. C/A	4.69
Canadian Natural Resources Ltd.	3.72
Brookfield Corporation VtgCI A	3.72
Canadian Pacific Kansas City Limited	3.46
National Bank of Canada	3.07
Pembina Pipeline Corp.	2.95
Bank of Montreal	2.72
Canadian Imperial Bank of Commerce	2.68
Total	40.45
Total investments:	56

Investment segmentation



Are there any guarantees?

This fund is being offered under an insurance contract. It comes with guarantees that may protect your investment if the markets go down. The MER includes the insurance cost for the guarantee. For details, please refer to the information folder and contract.

Who is this fund for?

A person who is investing for the longer term, seeking the growth potential of stocks, which includes moderate exposure to foreign stocks and is comfortable with moderate risk. Since the fund invests in stocks its value is affected by stock prices, which can rise and fall in a short period of time.

How has the fund performed?

This section tells you how the fund has performed over the past 10 years. Returns are after the MER has been deducted.

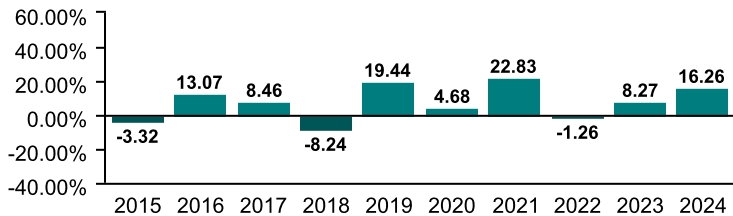
It's important to note that this doesn't tell you how the fund will perform in the future. Also, your actual return will depend on your personal tax situation.

Average return

A person who invested \$1,000 in the fund on December 31, 2014 would have \$2,076.70 on December 31, 2024. This works out to an average of 7.58% a year.

Year-by-year returns (%)

This chart shows how the fund has performed in each of the past 10 years. In the past 10 years, the fund was up in value 7 years and down in value 3 years.



How risky is it?

The risk rating for this fund is *Moderate*.



The value of your investments can go down. Please see the *Fund risks* section of the information folder for further details.

Canadian SRI Equity

How much does it cost?

The following table shows the fees and expenses you could pay to invest in or redeem units of the fund.

1. Sales charges

Sales charge option	What you pay	How it works
Managed-money program	There is no fee to invest or redeem units.	<ul style="list-style-type: none"> You and your financial security advisor agree on an advisory and management services fee of between 1.00% and 1.25% where the initial premium is between \$250,000 to \$499,999 and 0.50% to 1.25% where the initial premium is \$500,000 and over. The fee is deducted from your plan monthly based on the value of your plan. You can exchange to units of other funds under the contract at any time.

2. Ongoing expenses

The MER includes the management fee and operating expenses of the fund. The MER includes the insurance cost for the guarantee. You do not pay these expenses directly. They affect you because they reduce the return you get on your investment. For details about how the guarantee works, see your insurance contract.

Guarantee option	MER (Annual rate as a % of the fund's value)*
75% maturity and 75% death benefit guarantee	1.29

* Advisory and management services fee is not included in the MER.

Trailing commission

Canada Life pays the negotiated advisory and management services fee of up to 2% of the value of your investments for the services and advice provided to you for as long as you hold the fund.

3. Other fees

You may have to pay other fees when you redeem or exchange units of the fund.

Fee	What you pay
Short-term trading fee	Up to 2% of the value of units you redeem or exchange within 90 days of investing in the fund.

What if I change my mind?

You can change your mind and cancel the investment fund contract, the initial pre-authorized chequing premium or any lump-sum premium you apply to the policy by telling us in writing within two business days of the earlier of the date you received confirmation of the transaction or five business days after it is mailed to you.

Your cancellation request has to be in writing, which can include email or letter. The amount returned will be the lesser of the amount of the premium being cancelled or the value of the applicable units acquired on the day we process your request. The amount returned only applies to the specific transaction and will include a refund of any sales charges or other fees you paid.

For more information

The *Fund Facts* may not contain all the information you need. Please read the contract and the information folder or you may contact us at:

The Canada Life Assurance Company
 255 Dufferin Avenue
 London, ON N6A 4K1
 Web - www.canadalife.com
 Email - isp_customer_care@canadalife.com
 Telephone - 1-888-252-1847

Canadian Focused Growth

Quick facts:
Date fund available: December 12, 2000
Date fund created: December 12, 2000
Managed by: Mackenzie Investments

Total fund value: \$12,290,095
Portfolio turnover rate: 49.36%

Guarantee option	MER (%) ¹	Minimum AMS fee (%) ¹	MER plus minimum AMS fee (%) ¹	NAV (\$) ¹	UOS ¹
75% maturity and 75% death benefit guarantee	1.40	0.50	1.90	915.25	2,765

¹ The advisory and management services fee is between 1.00% and 1.25% where the initial premium is between \$250,000 and \$499,999 and 0.50% to 1.25% where the initial premium is \$500,000 and over. The percentage shown in this table applies to plans with \$500,000 and over.

¹ MER – Management expense ratio
NAV – Net asset value
AMS – Advisory and management services
UOS – Units outstanding

Minimum investment
•\$250,000

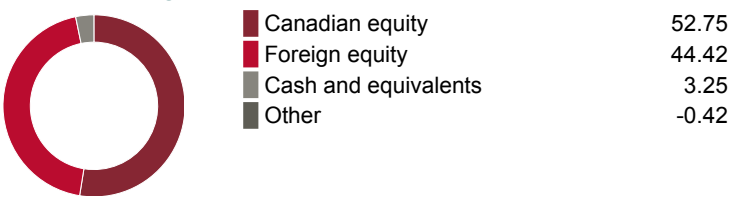
What does the fund invest in?

This segregated fund invests primarily in Canadian stocks with exposure to foreign stocks.

Top 10 investments

	Assets %
Royal Bank of Canada	5.19
Brookfield Asset Management Ltd. CI A Ltd Vtg Shs	4.84
Stantec Inc.	4.63
Aon PLCCI A	4.35
Intact Financial Corporation	3.96
Microsoft Corp.	3.88
Loblaw Cos. Ltd.	3.72
Roper Technologies Inc.	3.34
Waste Connections Inc.	3.22
TMX Group Limited	3.06
Total	40.20
Total investments:	35

Investment segmentation



Are there any guarantees?

This fund is being offered under an insurance contract. It comes with guarantees that may protect your investment if the markets go down. The MER includes the insurance cost for the guarantee. For details, please refer to the information folder and contract.

Who is this fund for?

A person who is investing for the longer term, seeking the growth potential of stocks, which includes moderate exposure to foreign stocks and is comfortable with moderate risk. Since the fund invests in stocks its value is affected by stock prices, which can rise and fall in a short period of time.

Notes

Effective May 16, 2025, this fund's risk rating has changed from "Low to moderate" to "Moderate". No other changes were made to the segregated fund.

How has the fund performed?

This section tells you how the fund has performed over the past 10 years. Returns are after the MER has been deducted.

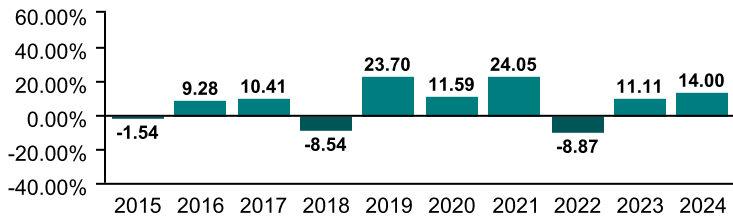
It's important to note that this doesn't tell you how the fund will perform in the future. Also, your actual return will depend on your personal tax situation.

Average return

A person who invested \$1,000 in the fund on December 31, 2014 would have \$2,147.29 on December 31, 2024. This works out to an average of 7.94% a year.

Year-by-year returns (%)

This chart shows how the fund has performed in each of the past 10 years. In the past 10 years, the fund was up in value 7 years and down in value 3 years.



How risky is it?

The risk rating for this fund is *Moderate*.



The value of your investments can go down. Please see the *Fund risks* section of the information folder for further details.

Canadian Focused Growth

How much does it cost?

The following table shows the fees and expenses you could pay to invest in or redeem units of the fund.

1. Sales charges

Sales charge option	What you pay	How it works
Managed-money program	There is no fee to invest or redeem units.	<ul style="list-style-type: none"> You and your financial security advisor agree on an advisory and management services fee of between 1.00% and 1.25% where the initial premium is between \$250,000 to \$499,999 and 0.50% to 1.25% where the initial premium is \$500,000 and over. The fee is deducted from your plan monthly based on the value of your plan. You can exchange to units of other funds under the contract at any time.

2. Ongoing expenses

The MER includes the management fee and operating expenses of the fund. The MER includes the insurance cost for the guarantee. You do not pay these expenses directly. They affect you because they reduce the return you get on your investment. For details about how the guarantee works, see your insurance contract.

Guarantee option	MER (Annual rate as a % of the fund's value)*
75% maturity and 75% death benefit guarantee	1.40

* Advisory and management services fee is not included in the MER.

Trailing commission

Canada Life pays the negotiated advisory and management services fee of up to 2% of the value of your investments for the services and advice provided to you for as long as you hold the fund.

3. Other fees

You may have to pay other fees when you redeem or exchange units of the fund.

Fee	What you pay
Short-term trading fee	Up to 2% of the value of units you redeem or exchange within 90 days of investing in the fund.

What if I change my mind?

You can change your mind and cancel the investment fund contract, the initial pre-authorized chequing premium or any lump-sum premium you apply to the policy by telling us in writing within two business days of the earlier of the date you received confirmation of the transaction or five business days after it is mailed to you.

Your cancellation request has to be in writing, which can include email or letter. The amount returned will be the lesser of the amount of the premium being cancelled or the value of the applicable units acquired on the day we process your request. The amount returned only applies to the specific transaction and will include a refund of any sales charges or other fees you paid.

For more information

The *Fund Facts* may not contain all the information you need. Please read the contract and the information folder or you may contact us at:

The Canada Life Assurance Company
 255 Dufferin Avenue
 London, ON N6A 4K1
 Web - www.canadalife.com
 Email - isp_customer_care@canadalife.com
 Telephone - 1-888-252-1847

Canadian Stock

Quick facts:
Date fund available: December 12, 2000
Date fund created: January 23, 1996
Managed by: ClearBridge Investments

Total fund value: \$35,958,148
Portfolio turnover rate: 24.16%

Guarantee option	MER (%) ¹	Minimum AMS fee (%) ¹	MER plus minimum AMS fee (%) ¹	NAV (\$) ¹	UOS ¹
75% maturity and 75% death benefit guarantee	1.41	0.50	1.91	923.62	758

¹ The advisory and management services fee is between 1.00% and 1.25% where the initial premium is between \$250,000 and \$499,999 and 0.50% to 1.25% where the initial premium is \$500,000 and over. The percentage shown in this table applies to plans with \$500,000 and over.

¹ MER – Management expense ratio
NAV – Net asset value
AMS – Advisory and management services
UOS – Units outstanding

Minimum investment
•\$250,000

What does the fund invest in?

This segregated fund invests primarily in Canadian stocks with exposure to foreign stocks.

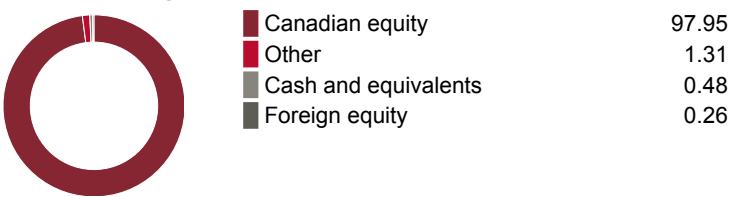
Top 10 investments

	Assets %
Royal Bank of Canada	5.25
Toronto-Dominion Bank Com New	5.06
Brookfield Corporation VtgCI A	4.23
Bank of Montreal	4.11
Canadian Pacific Kansas City Limited	3.83
Canadian National Railway Company	3.75
Alimentation Couche-Tard Inc.	3.58
Fortis Inc.	3.52
Bank of Nova Scotia (The)	3.48
Franco-Nevada Corporation	2.69
Total	39.51

Total investments:

52

Investment segmentation



Are there any guarantees?

This fund is being offered under an insurance contract. It comes with guarantees that may protect your investment if the markets go down. The MER includes the insurance cost for the guarantee. For details, please refer to the information folder and contract.

Who is this fund for?

A person who is investing for the longer term, seeking the growth potential of stocks which includes moderate exposure to foreign stocks and is comfortable with low to moderate risk. Since the fund invests in stocks its value is affected by stock prices, which can rise and fall in a short period of time.

Notes

In May 2024 ClearBridge Investments assumed portfolio management responsibilities from Bissett Investment Management. The performance before that date was achieved under the previous investment manager. No other changes were made to the segregated fund.

How has the fund performed?

This section tells you how the fund has performed over the past 10 years. Returns are after the MER has been deducted.

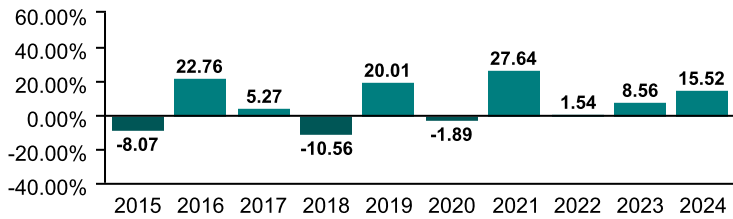
It's important to note that this doesn't tell you how the fund will perform in the future. Also, your actual return will depend on your personal tax situation.

Average return

A person who invested \$1,000 in the fund on December 31, 2014 would have \$2,033.57 on December 31, 2024. This works out to an average of 7.36% a year.

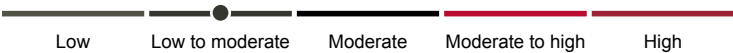
Year-by-year returns (%)

This chart shows how the fund has performed in each of the past 10 years. In the past 10 years, the fund was up in value 7 years and down in value 3 years.



How risky is it?

The risk rating for this fund is *Low to moderate*.



The value of your investments can go down. Please see the *Fund risks* section of the information folder for further details.

Canadian Stock

How much does it cost?

The following table shows the fees and expenses you could pay to invest in or redeem units of the fund.

1. Sales charges

Sales charge option	What you pay	How it works
Managed-money program	There is no fee to invest or redeem units.	<ul style="list-style-type: none"> You and your financial security advisor agree on an advisory and management services fee of between 1.00% and 1.25% where the initial premium is between \$250,000 to \$499,999 and 0.50% to 1.25% where the initial premium is \$500,000 and over. The fee is deducted from your plan monthly based on the value of your plan. You can exchange to units of other funds under the contract at any time.

2. Ongoing expenses

The MER includes the management fee and operating expenses of the fund. The MER includes the insurance cost for the guarantee. You do not pay these expenses directly. They affect you because they reduce the return you get on your investment. For details about how the guarantee works, see your insurance contract.

Guarantee option	MER (Annual rate as a % of the fund's value)*
75% maturity and 75% death benefit guarantee	1.41

* Advisory and management services fee is not included in the MER.

Trailing commission

Canada Life pays the negotiated advisory and management services fee of up to 2% of the value of your investments for the services and advice provided to you for as long as you hold the fund.

3. Other fees

You may have to pay other fees when you redeem or exchange units of the fund.

Fee	What you pay
Short-term trading fee	Up to 2% of the value of units you redeem or exchange within 90 days of investing in the fund.

What if I change my mind?

You can change your mind and cancel the investment fund contract, the initial pre-authorized chequing premium or any lump-sum premium you apply to the policy by telling us in writing within two business days of the earlier of the date you received confirmation of the transaction or five business days after it is mailed to you.

Your cancellation request has to be in writing, which can include email or letter. The amount returned will be the lesser of the amount of the premium being cancelled or the value of the applicable units acquired on the day we process your request. The amount returned only applies to the specific transaction and will include a refund of any sales charges or other fees you paid.

For more information

The *Fund Facts* may not contain all the information you need. Please read the contract and the information folder or you may contact us at:

The Canada Life Assurance Company
 255 Dufferin Avenue
 London, ON N6A 4K1
 Web - www.canadalife.com
 Email - isp_customer_care@canadalife.com
 Telephone - 1-888-252-1847

Equity Index

Quick facts:

Date fund available: December 12, 2000

Date fund created: April 30, 1989

Managed by: Mackenzie Investments

Total fund value: \$36,621,800

Portfolio turnover rate: 17.02%

Guarantee option	MER (%) ¹	Minimum AMS fee (%) ¹	MER plus minimum AMS fee (%) ¹	NAV (\$) ¹	UOS ¹
75% maturity and 75% death benefit guarantee	1.18	0.50	1.68	770.91	400

¹ The advisory and management services fee is between 1.00% and 1.25% where the initial premium is between \$250,000 and \$499,999 and 0.50% to 1.25% where the initial premium is \$500,000 and over. The percentage shown in this table applies to plans with \$500,000 and over.

¹ MER – Management expense ratio
NAV – Net asset value
AMS – Advisory and management services
UOS – Units outstanding

Minimum investment
•\$250,000

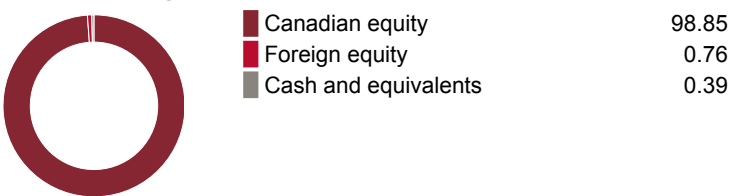
What does the fund invest in?

This segregated fund invests primarily in Canadian stocks.

Top 10 investments

	Assets %
Royal Bank of Canada	6.89
Shopify Inc. CI A	5.22
Toronto-Dominion Bank Com New	3.75
Enbridge Inc.	3.73
Brookfield Corporation VtgCI A	3.34
Bank of Montreal	2.85
Canadian Pacific Kansas City Limited	2.74
Bank of Nova Scotia (The)	2.67
Canadian Natural Resources Ltd.	2.65
Constellation Software Inc.	2.47
Total	36.29
Total investments:	223

Investment segmentation



Are there any guarantees?

This fund is being offered under an insurance contract. It comes with guarantees that may protect your investment if the markets go down. The MER includes the insurance cost for the guarantee. For details, please refer to the information folder and contract.

Who is this fund for?

A person who is investing for the longer term, seeking the growth potential of stocks and is comfortable with moderate risk. Since the fund invests in stocks its value is affected by stock prices, which can rise and fall in a short period of time.

How has the fund performed?

This section tells you how the fund has performed over the past 10 years. Returns are after the MER has been deducted.

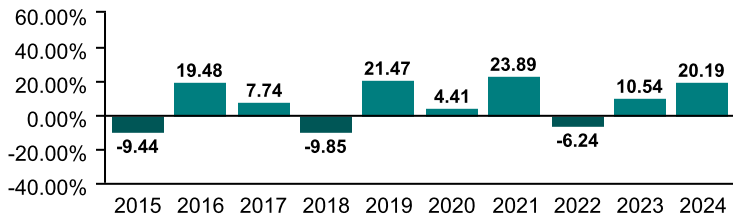
It's important to note that this doesn't tell you how the fund will perform in the future. Also, your actual return will depend on your personal tax situation.

Average return

A person who invested \$1,000 in the fund on December 31, 2014 would have \$2,057.17 on December 31, 2024. This works out to an average of 7.48% a year.

Year-by-year returns (%)

This chart shows how the fund has performed in each of the past 10 years. In the past 10 years, the fund was up in value 7 years and down in value 3 years.



How risky is it?

The risk rating for this fund is *Moderate*.



The value of your investments can go down. Please see the *Fund risks* section of the information folder for further details.

Equity Index

How much does it cost?

The following table shows the fees and expenses you could pay to invest in or redeem units of the fund.

1. Sales charges

Sales charge option	What you pay	How it works
Managed-money program	There is no fee to invest or redeem units.	<ul style="list-style-type: none"> You and your financial security advisor agree on an advisory and management services fee of between 1.00% and 1.25% where the initial premium is between \$250,000 to \$499,999 and 0.50% to 1.25% where the initial premium is \$500,000 and over. The fee is deducted from your plan monthly based on the value of your plan. You can exchange to units of other funds under the contract at any time.

2. Ongoing expenses

The MER includes the management fee and operating expenses of the fund. The MER includes the insurance cost for the guarantee. You do not pay these expenses directly. They affect you because they reduce the return you get on your investment. For details about how the guarantee works, see your insurance contract.

Guarantee option	MER (Annual rate as a % of the fund's value)*
75% maturity and 75% death benefit guarantee	1.18

* Advisory and management services fee is not included in the MER.

Trailing commission

Canada Life pays the negotiated advisory and management services fee of up to 2% of the value of your investments for the services and advice provided to you for as long as you hold the fund.

3. Other fees

You may have to pay other fees when you redeem or exchange units of the fund.

Fee	What you pay
Short-term trading fee	Up to 2% of the value of units you redeem or exchange within 90 days of investing in the fund.

What if I change my mind?

You can change your mind and cancel the investment fund contract, the initial pre-authorized chequing premium or any lump-sum premium you apply to the policy by telling us in writing within two business days of the earlier of the date you received confirmation of the transaction or five business days after it is mailed to you.

Your cancellation request has to be in writing, which can include email or letter. The amount returned will be the lesser of the amount of the premium being cancelled or the value of the applicable units acquired on the day we process your request. The amount returned only applies to the specific transaction and will include a refund of any sales charges or other fees you paid.

For more information

The *Fund Facts* may not contain all the information you need. Please read the contract and the information folder or you may contact us at:

The Canada Life Assurance Company
 255 Dufferin Avenue
 London, ON N6A 4K1
 Web - www.canadalife.com
 Email - isp_customer_care@canadalife.com
 Telephone - 1-888-252-1847

Canadian Focused Stock

Quick facts:

Date fund available: December 12, 2000

Date fund created: January 23, 1996

Managed by: Mackenzie Investments

Total fund value: \$26,183,117

Portfolio turnover rate: 7.38%

Guarantee option	MER (%) ¹	Minimum AMS fee (%) ¹	MER plus minimum AMS fee (%) ¹	NAV (\$) ¹	UOS ¹
75% maturity and 75% death benefit guarantee	1.40	0.50	1.90	821.12	2,561

¹ The advisory and management services fee is between 1.00% and 1.25% where the initial premium is between \$250,000 and \$499,999 and 0.50% to 1.25% where the initial premium is \$500,000 and over. The percentage shown in this table applies to plans with \$500,000 and over.

¹ MER – Management expense ratio
NAV – Net asset value
AMS – Advisory and management services
UOS – Units outstanding

Minimum investment
•\$250,000

What does the fund invest in?

This segregated fund invests primarily in Canadian stocks with exposure to foreign stocks.

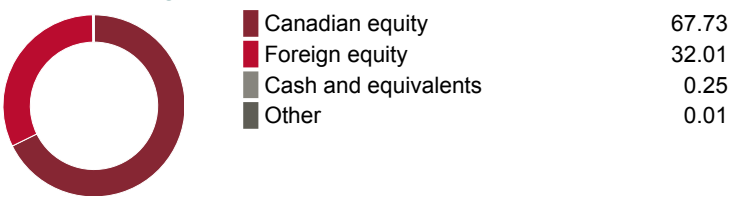
Top 10 investments

	Assets %
Brookfield Corporation VtgCl A	5.05
Intact Financial Corporation	5.03
Visa Inc. Com Cl A	3.96
Williams Cos. Inc. (The)	3.86
Restaurant Brands International Inc.	3.80
Emera Inc.	3.67
Microsoft Corp.	3.65
Alphabet Inc. Cap Stk Cl C	3.55
Royal Bank of Canada	3.47
Toronto-Dominion Bank Com New	3.32
Total	39.37

Total investments:

41

Investment segmentation



Are there any guarantees?

This fund is being offered under an insurance contract. It comes with guarantees that may protect your investment if the markets go down. The MER includes the insurance cost for the guarantee. For details, please refer to the information folder and contract.

Who is this fund for?

A person who is investing for the longer term, seeking the growth potential of stocks, which includes moderate exposure to foreign stocks and is comfortable with low to moderate risk. Since the fund invests in stocks its value is affected by stock prices, which can rise and fall in a short period of time.

How has the fund performed?

This section tells you how the fund has performed over the past 10 years. Returns are after the MER has been deducted.

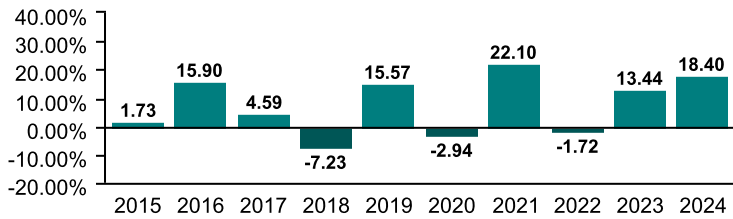
It's important to note that this doesn't tell you how the fund will perform in the future. Also, your actual return will depend on your personal tax situation.

Average return

A person who invested \$1,000 in the fund on December 31, 2014 would have \$2,068.20 on December 31, 2024. This works out to an average of 7.54% a year.

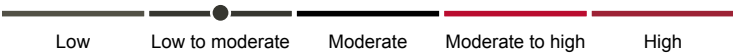
Year-by-year returns (%)

This chart shows how the fund has performed in each of the past 10 years. In the past 10 years, the fund was up in value 7 years and down in value 3 years.



How risky is it?

The risk rating for this fund is *Low to moderate*.



The value of your investments can go down. Please see the *Fund risks* section of the information folder for further details.

Canadian Focused Stock

How much does it cost?

The following table shows the fees and expenses you could pay to invest in or redeem units of the fund.

1. Sales charges

Sales charge option	What you pay	How it works
Managed-money program	There is no fee to invest or redeem units.	<ul style="list-style-type: none"> You and your financial security advisor agree on an advisory and management services fee of between 1.00% and 1.25% where the initial premium is between \$250,000 to \$499,999 and 0.50% to 1.25% where the initial premium is \$500,000 and over. The fee is deducted from your plan monthly based on the value of your plan. You can exchange to units of other funds under the contract at any time.

2. Ongoing expenses

The MER includes the management fee and operating expenses of the fund. The MER includes the insurance cost for the guarantee. You do not pay these expenses directly. They affect you because they reduce the return you get on your investment. For details about how the guarantee works, see your insurance contract.

Guarantee option	MER (Annual rate as a % of the fund's value)*
75% maturity and 75% death benefit guarantee	1.40

* Advisory and management services fee is not included in the MER.

Trailing commission

Canada Life pays the negotiated advisory and management services fee of up to 2% of the value of your investments for the services and advice provided to you for as long as you hold the fund.

3. Other fees

You may have to pay other fees when you redeem or exchange units of the fund.

Fee	What you pay
Short-term trading fee	Up to 2% of the value of units you redeem or exchange within 90 days of investing in the fund.

What if I change my mind?

You can change your mind and cancel the investment fund contract, the initial pre-authorized chequing premium or any lump-sum premium you apply to the policy by telling us in writing within two business days of the earlier of the date you received confirmation of the transaction or five business days after it is mailed to you.

Your cancellation request has to be in writing, which can include email or letter. The amount returned will be the lesser of the amount of the premium being cancelled or the value of the applicable units acquired on the day we process your request. The amount returned only applies to the specific transaction and will include a refund of any sales charges or other fees you paid.

For more information

The *Fund Facts* may not contain all the information you need. Please read the contract and the information folder or you may contact us at:

The Canada Life Assurance Company
 255 Dufferin Avenue
 London, ON N6A 4K1
 Web - www.canadalife.com
 Email - isp_customer_care@canadalife.com
 Telephone - 1-888-252-1847

Canadian Focused Value

Quick facts: **Date fund available:** December 12, 2000
Date fund created: January 23, 1996
Managed by: Beutel, Goodman & Company Ltd.

Total fund value: \$172,684,112
Portfolio turnover rate: 34.72%

Guarantee option	MER (%) ¹	Minimum AMS fee (%) ¹	MER plus minimum AMS fee (%) ¹	NAV (\$) ¹	UOS ¹
75% maturity and 75% death benefit guarantee	1.41	0.50	1.91	1,154.46	4,945

¹ The advisory and management services fee is between 1.00% and 1.25% where the initial premium is between \$250,000 and \$499,999 and 0.50% to 1.25% where the initial premium is \$500,000 and over. The percentage shown in this table applies to plans with \$500,000 and over.

¹ MER – Management expense ratio
NAV – Net asset value
AMS – Advisory and management services
UOS – Units outstanding

Minimum investment
•\$250,000

What does the fund invest in?

This segregated fund invests primarily in Canadian stocks with exposure to foreign stocks.

Top 10 investments

	Assets %
Toronto-Dominion Bank Com New	5.39
Royal Bank of Canada	5.37
Bank of Montreal	3.97
RB Global, Inc	3.41
Metro Inc.	2.79
Canadian National Railway Company	2.59
Alimentation Couche-Tard Inc.	2.57
Manulife Financial Corporation	2.40
CGI Inc. CI A Sub Vtg	2.38
Rogers Communications Inc. CI B Non Vtg	2.23
Total	33.12

Total investments:

69

Investment segmentation



Are there any guarantees?

This fund is being offered under an insurance contract. It comes with guarantees that may protect your investment if the markets go down. The MER includes the insurance cost for the guarantee. For details, please refer to the information folder and contract.

Who is this fund for?

A person who is investing for the longer term, seeking the growth potential of stocks, which includes moderate exposure to foreign stocks and is comfortable with moderate risk. Since the fund invests in stocks its value is affected by stock prices, which can rise and fall in a short period of time.

How has the fund performed?

This section tells you how the fund has performed over the past 10 years. Returns are after the MER has been deducted.

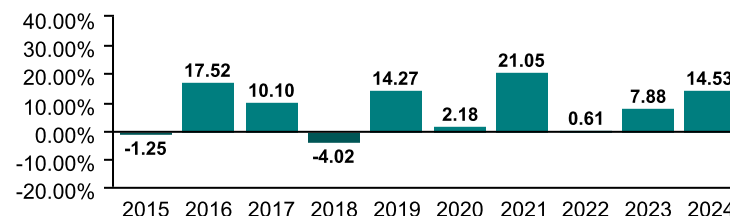
It's important to note that this doesn't tell you how the fund will perform in the future. Also, your actual return will depend on your personal tax situation.

Average return

A person who invested \$1,000 in the fund on December 31, 2014 would have \$2,154.83 on December 31, 2024. This works out to an average of 7.98% a year.

Year-by-year returns (%)

This chart shows how the fund has performed in each of the past 10 years. In the past 10 years, the fund was up in value 8 years and down in value 2 years.



How risky is it?

The risk rating for this fund is *Moderate*.



The value of your investments can go down. Please see the *Fund risks* section of the information folder for further details.

Canadian Focused Value

How much does it cost?

The following table shows the fees and expenses you could pay to invest in or redeem units of the fund.

1. Sales charges

Sales charge option	What you pay	How it works
Managed-money program	There is no fee to invest or redeem units.	<ul style="list-style-type: none"> You and your financial security advisor agree on an advisory and management services fee of between 1.00% and 1.25% where the initial premium is between \$250,000 to \$499,999 and 0.50% to 1.25% where the initial premium is \$500,000 and over. The fee is deducted from your plan monthly based on the value of your plan. You can exchange to units of other funds under the contract at any time.

2. Ongoing expenses

The MER includes the management fee and operating expenses of the fund. The MER includes the insurance cost for the guarantee. You do not pay these expenses directly. They affect you because they reduce the return you get on your investment. For details about how the guarantee works, see your insurance contract.

Guarantee option	MER (Annual rate as a % of the fund's value)*
75% maturity and 75% death benefit guarantee	1.41

* Advisory and management services fee is not included in the MER.

Trailing commission

Canada Life pays the negotiated advisory and management services fee of up to 2% of the value of your investments for the services and advice provided to you for as long as you hold the fund.

3. Other fees

You may have to pay other fees when you redeem or exchange units of the fund.

Fee	What you pay
Short-term trading fee	Up to 2% of the value of units you redeem or exchange within 90 days of investing in the fund.

What if I change my mind?

You can change your mind and cancel the investment fund contract, the initial pre-authorized chequing premium or any lump-sum premium you apply to the policy by telling us in writing within two business days of the earlier of the date you received confirmation of the transaction or five business days after it is mailed to you.

Your cancellation request has to be in writing, which can include email or letter. The amount returned will be the lesser of the amount of the premium being cancelled or the value of the applicable units acquired on the day we process your request. The amount returned only applies to the specific transaction and will include a refund of any sales charges or other fees you paid.

For more information

The *Fund Facts* may not contain all the information you need. Please read the contract and the information folder or you may contact us at:

The Canada Life Assurance Company
 255 Dufferin Avenue
 London, ON N6A 4K1
 Web - www.canadalife.com
 Email - isp_customer_care@canadalife.com
 Telephone - 1-888-252-1847

Canadian Value

Quick facts:

Date fund available: December 12, 2000

Date fund created: November 25, 1997

Managed by: Foyston Gordon and Payne

Total fund value: \$14,721,927

Portfolio turnover rate: 16.63%

Guarantee option	MER (%) ¹	Minimum AMS fee (%) ¹	MER plus minimum AMS fee (%) ¹	NAV (\$) ¹	UOS ¹
75% maturity and 75% death benefit guarantee	1.41	0.50	1.91	688.26	686

¹ The advisory and management services fee is between 1.00% and 1.25% where the initial premium is between \$250,000 and \$499,999 and 0.50% to 1.25% where the initial premium is \$500,000 and over. The percentage shown in this table applies to plans with \$500,000 and over.

- ¹ MER – Management expense ratio

NAV – Net asset value

AMS – Advisory and management services

UOS – Units outstanding
- Minimum investment**

•\$250,000

What does the fund invest in?

This segregated fund invests primarily in Canadian stocks with exposure to foreign stocks.

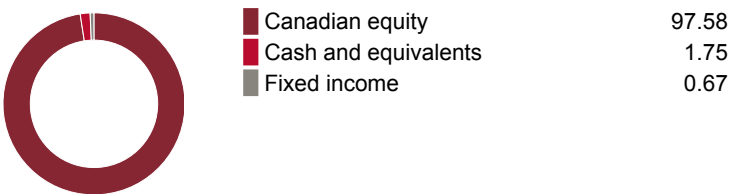
Top 10 investments

	Assets %
Royal Bank of Canada	7.98
Bank of Nova Scotia (The)	6.83
Bank of Montreal	6.47
Imperial Oil Ltd. Com New	5.39
Canadian Imperial Bank of Commerce	5.24
Suncor Energy Inc.	5.22
Canadian Natural Resources Ltd.	4.93
Cenovus Energy Inc.	3.90
Fairfax Financial Holdings Ltd. Sub Vtg	3.57
Rogers Communications Inc. Cl B Non Vtg	3.54
Total	53.06

Total investments:

31

Investment segmentation



Are there any guarantees?

This fund is being offered under an insurance contract. It comes with guarantees that may protect your investment if the markets go down. The MER includes the insurance cost for the guarantee. For details, please refer to the information folder and contract.

Who is this fund for?

A person who is investing for the longer term, seeking the growth potential of stocks, which includes moderate exposure to foreign stocks and is comfortable with moderate to high risk. Since the fund invests in stocks its value is affected by stock prices, which can rise and fall in a short period of time.

Notes

Effective May 16, 2025, this fund's risk rating has changed from "Moderate" to "Moderate to high". In November 2016 Foyston, Gordon & Payne Inc. (FGP) assumed portfolio management responsibilities from Invesco Canada Ltd. The performance before that date was achieved under the previous investment manager. No other changes were made to the segregated fund.

How has the fund performed?

This section tells you how the fund has performed over the past 10 years. Returns are after the MER has been deducted.

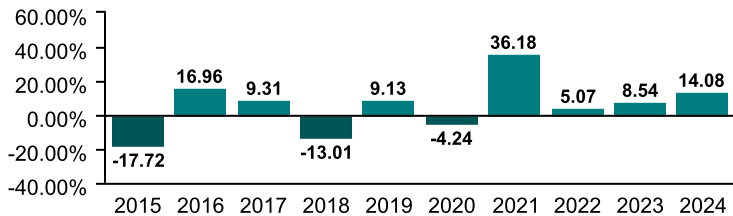
It's important to note that this doesn't tell you how the fund will perform in the future. Also, your actual return will depend on your personal tax situation.

Average return

A person who invested \$1,000 in the fund on December 31, 2014 would have \$1,694.27 on December 31, 2024. This works out to an average of 5.41% a year.

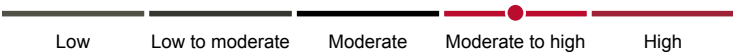
Year-by-year returns (%)

This chart shows how the fund has performed in each of the past 10 years. In the past 10 years, the fund was up in value 7 years and down in value 3 years.



How risky is it?

The risk rating for this fund is *Moderate to high*.



The value of your investments can go down. Please see the *Fund risks* section of the information folder for further details.

Canadian Value

How much does it cost?

The following table shows the fees and expenses you could pay to invest in or redeem units of the fund.

1. Sales charges

Sales charge option	What you pay	How it works
Managed-money program	There is no fee to invest or redeem units.	<ul style="list-style-type: none"> You and your financial security advisor agree on an advisory and management services fee of between 1.00% and 1.25% where the initial premium is between \$250,000 to \$499,999 and 0.50% to 1.25% where the initial premium is \$500,000 and over. The fee is deducted from your plan monthly based on the value of your plan. You can exchange to units of other funds under the contract at any time.

2. Ongoing expenses

The MER includes the management fee and operating expenses of the fund. The MER includes the insurance cost for the guarantee. You do not pay these expenses directly. They affect you because they reduce the return you get on your investment. For details about how the guarantee works, see your insurance contract.

Guarantee option	MER (Annual rate as a % of the fund's value)*
75% maturity and 75% death benefit guarantee	1.41

* Advisory and management services fee is not included in the MER.

Trailing commission

Canada Life pays the negotiated advisory and management services fee of up to 2% of the value of your investments for the services and advice provided to you for as long as you hold the fund.

3. Other fees

You may have to pay other fees when you redeem or exchange units of the fund.

Fee	What you pay
Short-term trading fee	Up to 2% of the value of units you redeem or exchange within 90 days of investing in the fund.

What if I change my mind?

You can change your mind and cancel the investment fund contract, the initial pre-authorized chequing premium or any lump-sum premium you apply to the policy by telling us in writing within two business days of the earlier of the date you received confirmation of the transaction or five business days after it is mailed to you.

Your cancellation request has to be in writing, which can include email or letter. The amount returned will be the lesser of the amount of the premium being cancelled or the value of the applicable units acquired on the day we process your request. The amount returned only applies to the specific transaction and will include a refund of any sales charges or other fees you paid.

For more information

The *Fund Facts* may not contain all the information you need. Please read the contract and the information folder or you may contact us at:

The Canada Life Assurance Company
 255 Dufferin Avenue
 London, ON N6A 4K1
 Web - www.canadalife.com
 Email - isp_customer_care@canadalife.com
 Telephone - 1-888-252-1847

Canadian Focused Dividend

Quick facts:

Date fund available: December 12, 2000

Date fund created: November 25, 1997

Managed by: Mackenzie Investments

Total fund value: \$363,944,251

Portfolio turnover rate: 18.88%

Guarantee option	MER (%) ¹	Minimum AMS fee (%) ¹	MER plus minimum AMS fee (%) ¹	NAV (\$) ¹	UOS ¹
75% maturity and 75% death benefit guarantee	1.19	0.50	1.69	1,197.85	17,147

¹ The advisory and management services fee is between 1.00% and 1.25% where the initial premium is between \$250,000 and \$499,999 and 0.50% to 1.25% where the initial premium is \$500,000 and over. The percentage shown in this table applies to plans with \$500,000 and over.

¹ MER – Management expense ratio
NAV – Net asset value
AMS – Advisory and management services
UOS – Units outstanding

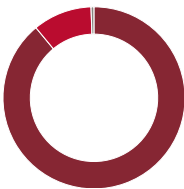
Minimum investment
•\$250,000

What does the fund invest in?

This segregated fund invests primarily in dividend yielding Canadian stocks.

Top 10 investments	Assets %
Royal Bank of Canada	7.85
Toronto-Dominion Bank Com New	5.54
Bank of Montreal	5.17
Sun Life Financial Inc.	4.11
Enbridge Inc.	3.99
Canadian Natural Resources Ltd.	3.84
Manulife Financial Corporation	3.18
Canadian Pacific Kansas City Limited	3.05
Bank of Nova Scotia (The)	3.03
TC Energy Corp.	2.81
Total	42.58
Total investments:	62

Investment segmentation	Assets %
Canadian equity	89.01
Foreign equity	10.49
Cash and equivalents	0.51



Are there any guarantees?

This fund is being offered under an insurance contract. It comes with guarantees that may protect your investment if the markets go down. The MER includes the insurance cost for the guarantee. For details, please refer to the information folder and contract.

Who is this fund for?

A person who is investing for the longer term, seeking dividend income along with the growth potential of stocks and is comfortable with moderate risk. Since the fund invests in stocks its value is affected by stock prices, which can rise and fall in a short period of time.

How has the fund performed?

This section tells you how the fund has performed over the past 10 years. Returns are after the MER has been deducted.

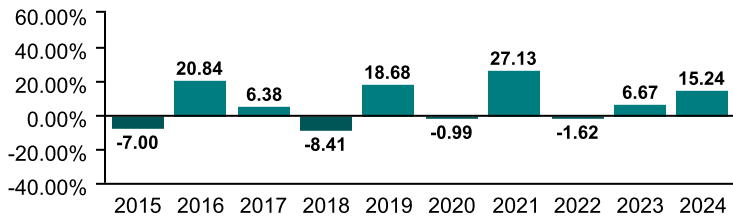
It's important to note that this doesn't tell you how the fund will perform in the future. Also, your actual return will depend on your personal tax situation.

Average return

A person who invested \$1,000 in the fund on December 31, 2014 would have \$1,977.99 on December 31, 2024. This works out to an average of 7.06% a year.

Year-by-year returns (%)

This chart shows how the fund has performed in each of the past 10 years. In the past 10 years, the fund was up in value 6 years and down in value 4 years.



How risky is it?

The risk rating for this fund is *Moderate*.



The value of your investments can go down. Please see the *Fund risks* section of the information folder for further details.

Canadian Focused Dividend

How much does it cost?

The following table shows the fees and expenses you could pay to invest in or redeem units of the fund.

1. Sales charges

Sales charge option	What you pay	How it works
Managed-money program	There is no fee to invest or redeem units.	<ul style="list-style-type: none"> You and your financial security advisor agree on an advisory and management services fee of between 1.00% and 1.25% where the initial premium is between \$250,000 to \$499,999 and 0.50% to 1.25% where the initial premium is \$500,000 and over. The fee is deducted from your plan monthly based on the value of your plan. You can exchange to units of other funds under the contract at any time.

2. Ongoing expenses

The MER includes the management fee and operating expenses of the fund. The MER includes the insurance cost for the guarantee. You do not pay these expenses directly. They affect you because they reduce the return you get on your investment. For details about how the guarantee works, see your insurance contract.

Guarantee option	MER (Annual rate as a % of the fund's value)*
75% maturity and 75% death benefit guarantee	1.19

* Advisory and management services fee is not included in the MER.

Trailing commission

Canada Life pays the negotiated advisory and management services fee of up to 2% of the value of your investments for the services and advice provided to you for as long as you hold the fund.

3. Other fees

You may have to pay other fees when you redeem or exchange units of the fund.

Fee	What you pay
Short-term trading fee	Up to 2% of the value of units you redeem or exchange within 90 days of investing in the fund.

What if I change my mind?

You can change your mind and cancel the investment fund contract, the initial pre-authorized chequing premium or any lump-sum premium you apply to the policy by telling us in writing within two business days of the earlier of the date you received confirmation of the transaction or five business days after it is mailed to you.

Your cancellation request has to be in writing, which can include email or letter. The amount returned will be the lesser of the amount of the premium being cancelled or the value of the applicable units acquired on the day we process your request. The amount returned only applies to the specific transaction and will include a refund of any sales charges or other fees you paid.

For more information

The *Fund Facts* may not contain all the information you need. Please read the contract and the information folder or you may contact us at:

The Canada Life Assurance Company
 255 Dufferin Avenue
 London, ON N6A 4K1
 Web - www.canadalife.com
 Email - isp_customer_care@canadalife.com
 Telephone - 1-888-252-1847

Canadian Dividend

Quick facts:

Date fund available: December 12, 2000

Date fund created: December 12, 2000

Managed by: Mackenzie Investments

Total fund value: \$49,474,896

Portfolio turnover rate: 39.86%

Guarantee option	MER (%) ¹	Minimum AMS fee (%) ¹	MER plus minimum AMS fee (%) ¹	NAV (\$) ¹	UOS ¹
75% maturity and 75% death benefit guarantee	1.40	0.50	1.90	956.94	2,219

¹ The advisory and management services fee is between 1.00% and 1.25% where the initial premium is between \$250,000 and \$499,999 and 0.50% to 1.25% where the initial premium is \$500,000 and over. The percentage shown in this table applies to plans with \$500,000 and over.

- ¹ MER – Management expense ratio

NAV – Net asset value

AMS – Advisory and management services

UOS – Units outstanding
- Minimum investment**

•\$250,000

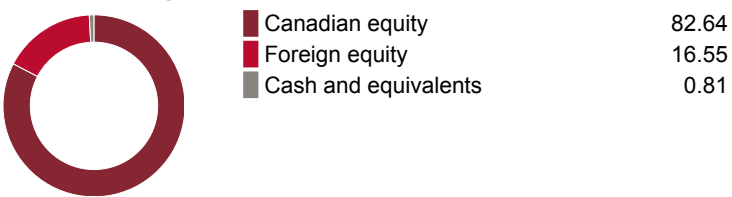
What does the fund invest in?

This segregated fund invests primarily in dividend yielding Canadian stocks.

Top 10 investments

	Assets %
Royal Bank of Canada	7.38
Toronto-Dominion Bank Com New	5.01
Bank of Montreal	4.77
Sun Life Financial Inc.	3.96
Enbridge Inc.	3.74
Canadian Natural Resources Ltd.	3.57
Manulife Financial Corporation	2.96
Canadian Pacific Kansas City Limited	2.84
Bank of Nova Scotia (The)	2.79
TC Energy Corp.	2.62
Total	39.62
Total investments:	593

Investment segmentation



Are there any guarantees?

This fund is being offered under an insurance contract. It comes with guarantees that may protect your investment if the markets go down. The MER includes the insurance cost for the guarantee. For details, please refer to the information folder and contract.

Who is this fund for?

A person who is investing for the longer term, seeking dividend income along with the growth potential of stocks and is comfortable with moderate risk. Since the fund invests in stocks its value is affected by stock prices, which can rise and fall in a short period of time.

How has the fund performed?

This section tells you how the fund has performed over the past 10 years. Returns are after the MER has been deducted.

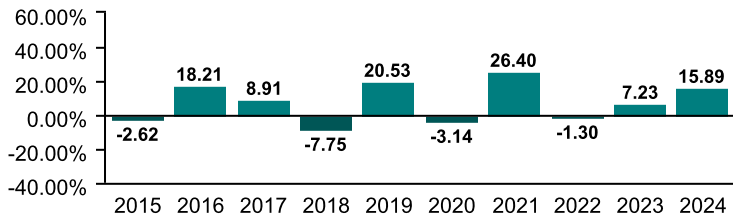
It's important to note that this doesn't tell you how the fund will perform in the future. Also, your actual return will depend on your personal tax situation.

Average return

A person who invested \$1,000 in the fund on December 31, 2014 would have \$2,093.04 on December 31, 2024. This works out to an average of 7.67% a year.

Year-by-year returns (%)

This chart shows how the fund has performed in each of the past 10 years. In the past 10 years, the fund was up in value 6 years and down in value 4 years.



How risky is it?

The risk rating for this fund is *Moderate*.



The value of your investments can go down. Please see the *Fund risks* section of the information folder for further details.

Canadian Dividend

How much does it cost?

The following table shows the fees and expenses you could pay to invest in or redeem units of the fund.

1. Sales charges

Sales charge option	What you pay	How it works
Managed-money program	There is no fee to invest or redeem units.	<ul style="list-style-type: none"> You and your financial security advisor agree on an advisory and management services fee of between 1.00% and 1.25% where the initial premium is between \$250,000 to \$499,999 and 0.50% to 1.25% where the initial premium is \$500,000 and over. The fee is deducted from your plan monthly based on the value of your plan. You can exchange to units of other funds under the contract at any time.

2. Ongoing expenses

The MER includes the management fee and operating expenses of the fund. The MER includes the insurance cost for the guarantee. You do not pay these expenses directly. They affect you because they reduce the return you get on your investment. For details about how the guarantee works, see your insurance contract.

Guarantee option	MER (Annual rate as a % of the fund's value)*
75% maturity and 75% death benefit guarantee	1.40

* Advisory and management services fee is not included in the MER.

Trailing commission

Canada Life pays the negotiated advisory and management services fee of up to 2% of the value of your investments for the services and advice provided to you for as long as you hold the fund.

3. Other fees

You may have to pay other fees when you redeem or exchange units of the fund.

Fee	What you pay
Short-term trading fee	Up to 2% of the value of units you redeem or exchange within 90 days of investing in the fund.

What if I change my mind?

You can change your mind and cancel the investment fund contract, the initial pre-authorized chequing premium or any lump-sum premium you apply to the policy by telling us in writing within two business days of the earlier of the date you received confirmation of the transaction or five business days after it is mailed to you.

Your cancellation request has to be in writing, which can include email or letter. The amount returned will be the lesser of the amount of the premium being cancelled or the value of the applicable units acquired on the day we process your request. The amount returned only applies to the specific transaction and will include a refund of any sales charges or other fees you paid.

For more information

The *Fund Facts* may not contain all the information you need. Please read the contract and the information folder or you may contact us at:

The Canada Life Assurance Company
 255 Dufferin Avenue
 London, ON N6A 4K1
 Web - www.canadalife.com
 Email - isp_customer_care@canadalife.com
 Telephone - 1-888-252-1847

Canadian Small-Mid Cap

Quick facts:
Date fund available: December 12, 2000
Date fund created: November 25, 1997
Managed by: Mackenzie Investments

Total fund value: \$71,321,229
Portfolio turnover rate: 35.89%

Guarantee option	MER (%) ¹	Minimum AMS fee (%) ¹	MER plus minimum AMS fee (%) ¹	NAV (\$) ¹	UOS ¹
75% maturity and 75% death benefit guarantee	1.39	0.50	1.89	910.43	1,686

¹ The advisory and management services fee is between 1.00% and 1.25% where the initial premium is between \$250,000 and \$499,999 and 0.50% to 1.25% where the initial premium is \$500,000 and over. The percentage shown in this table applies to plans with \$500,000 and over.

¹ MER – Management expense ratio
NAV – Net asset value
AMS – Advisory and management services
UOS – Units outstanding

Minimum investment
•\$250,000

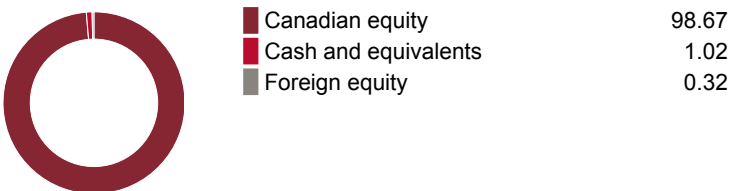
What does the fund invest in?

This segregated fund invests primarily in Canadian companies that are in the middle capitalization range of the equity market with exposure to foreign stocks.

Top 10 investments

	Assets %
Definity Financial Corporation	4.55
Element Fleet Management Corp.	4.37
The Descartes Systems Group Inc.	4.00
Savaria Corporation	3.76
Aritzia Inc. Sub Vtg Shs	3.47
Alamos Gold Inc. Com Cl A	3.39
Tecsys Inc.	3.30
Trisura Group Ltd. Com New	3.16
Colliers International Group Inc. Sub Vtg Sh	3.04
Richelieu Hardware Ltd.	2.92
Total	35.97
Total investments:	179

Investment segmentation



Are there any guarantees?

This fund is being offered under an insurance contract. It comes with guarantees that may protect your investment if the markets go down. The MER includes the insurance cost for the guarantee. For details, please refer to the information folder and contract.

Who is this fund for?

A person who is investing for the longer term, seeking the growth potential of stocks of smaller companies, which includes moderate exposure to foreign stocks and is comfortable with moderate risk. Since the fund invests in stocks its value is affected by stock prices, which can rise and fall in a short period of time.

How has the fund performed?

This section tells you how the fund has performed over the past 10 years. Returns are after the MER has been deducted.

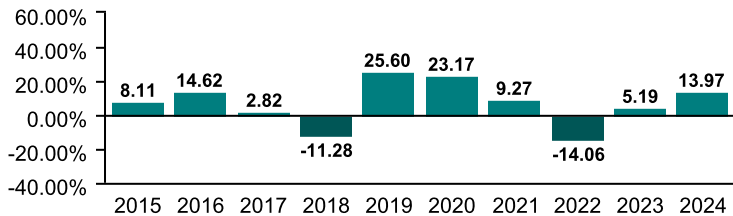
It's important to note that this doesn't tell you how the fund will perform in the future. Also, your actual return will depend on your personal tax situation.

Average return

A person who invested \$1,000 in the fund on December 31, 2014 would have \$1,968.58 on December 31, 2024. This works out to an average of 7.01% a year.

Year-by-year returns (%)

This chart shows how the fund has performed in each of the past 10 years. In the past 10 years, the fund was up in value 8 years and down in value 2 years.



How risky is it?

The risk rating for this fund is *Moderate*.



The value of your investments can go down. Please see the *Fund risks* section of the information folder for further details.

Canadian Small-Mid Cap

How much does it cost?

The following table shows the fees and expenses you could pay to invest in or redeem units of the fund.

1. Sales charges

Sales charge option	What you pay	How it works
Managed-money program	There is no fee to invest or redeem units.	<ul style="list-style-type: none"> You and your financial security advisor agree on an advisory and management services fee of between 1.00% and 1.25% where the initial premium is between \$250,000 to \$499,999 and 0.50% to 1.25% where the initial premium is \$500,000 and over. The fee is deducted from your plan monthly based on the value of your plan. You can exchange to units of other funds under the contract at any time.

2. Ongoing expenses

The MER includes the management fee and operating expenses of the fund. The MER includes the insurance cost for the guarantee. You do not pay these expenses directly. They affect you because they reduce the return you get on your investment. For details about how the guarantee works, see your insurance contract.

Guarantee option	MER (Annual rate as a % of the fund's value)*
75% maturity and 75% death benefit guarantee	1.39

* Advisory and management services fee is not included in the MER.

Trailing commission

Canada Life pays the negotiated advisory and management services fee of up to 2% of the value of your investments for the services and advice provided to you for as long as you hold the fund.

3. Other fees

You may have to pay other fees when you redeem or exchange units of the fund.

Fee	What you pay
Short-term trading fee	Up to 2% of the value of units you redeem or exchange within 90 days of investing in the fund.

What if I change my mind?

You can change your mind and cancel the investment fund contract, the initial pre-authorized chequing premium or any lump-sum premium you apply to the policy by telling us in writing within two business days of the earlier of the date you received confirmation of the transaction or five business days after it is mailed to you.

Your cancellation request has to be in writing, which can include email or letter. The amount returned will be the lesser of the amount of the premium being cancelled or the value of the applicable units acquired on the day we process your request. The amount returned only applies to the specific transaction and will include a refund of any sales charges or other fees you paid.

For more information

The *Fund Facts* may not contain all the information you need. Please read the contract and the information folder or you may contact us at:

The Canada Life Assurance Company
 255 Dufferin Avenue
 London, ON N6A 4K1
 Web - www.canadalife.com
 Email - isp_customer_care@canadalife.com
 Telephone - 1-888-252-1847

Canadian Small Cap Growth

Quick facts: **Date fund available:** December 12, 2000
Date fund created: January 23, 1996
Managed by: AGF Investments Inc.

Total fund value: \$10,810,979
Portfolio turnover rate: 80.51%

Guarantee option	MER (%) ¹	Minimum AMS fee (%) ¹	MER plus minimum AMS fee (%) ¹	NAV (\$) ¹	UOS ¹
75% maturity and 75% death benefit guarantee	1.73	0.50	2.23	577.92	1,115

¹ The advisory and management services fee is between 1.00% and 1.25% where the initial premium is between \$250,000 and \$499,999 and 0.50% to 1.25% where the initial premium is \$500,000 and over. The percentage shown in this table applies to plans with \$500,000 and over.

¹ MER – Management expense ratio
NAV – Net asset value
AMS – Advisory and management services
UOS – Units outstanding

Minimum investment
•\$250,000

What does the fund invest in?

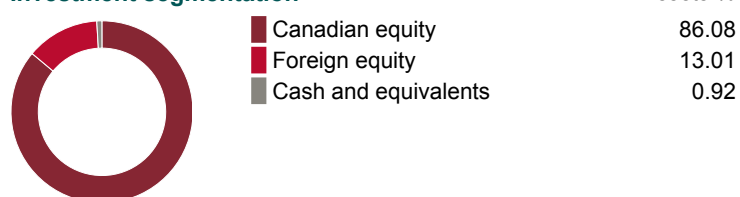
This segregated fund invests primarily in Canadian stocks with exposure to foreign stocks.

Top 10 investments

	Assets %
Royal Bank of Canada	9.30
Brookfield Corporation VtgCl A	5.92
Shopify Inc. Cl A	5.44
ARC Resources Ltd.	4.58
Manulife Financial Corporation	4.24
RB Global, Inc	4.02
Canadian Natural Resources Ltd.	3.78
Constellation Software Inc.	3.65
Agnico-Eagle Mines Ltd.	3.05
CCL Industries Inc. Cl B	3.01
Total	47.00

Total investments: **52**

Investment segmentation



Are there any guarantees?

This fund is being offered under an insurance contract. It comes with guarantees that may protect your investment if the markets go down. The MER includes the insurance cost for the guarantee. For details, please refer to the information folder and contract.

Who is this fund for?

A person who is investing for the longer term, seeking the growth potential of stocks, which includes moderate exposure to foreign stocks and is comfortable with moderate to high risk. Since the fund invests in stocks its value is affected by stock prices, which can rise and fall in a short period of time.

How has the fund performed?

This section tells you how the fund has performed over the past 10 years. Returns are after the MER has been deducted.

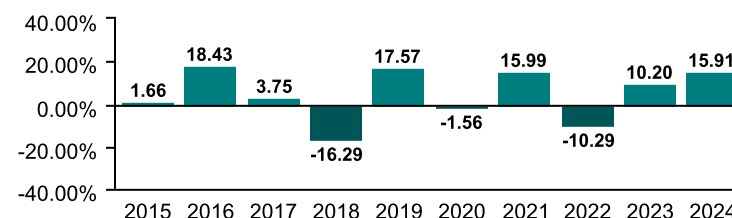
It's important to note that this doesn't tell you how the fund will perform in the future. Also, your actual return will depend on your personal tax situation.

Average return

A person who invested \$1,000 in the fund on December 31, 2014 would have \$1,608.78 on December 31, 2024. This works out to an average of 4.87% a year.

Year-by-year returns (%)

This chart shows how the fund has performed in each of the past 10 years. In the past 10 years, the fund was up in value 7 years and down in value 3 years.



How risky is it?

The risk rating for this fund is *Moderate to high*.



The value of your investments can go down. Please see the *Fund risks* section of the information folder for further details.

Canadian Small Cap Growth

How much does it cost?

The following table shows the fees and expenses you could pay to invest in or redeem units of the fund.

1. Sales charges

Sales charge option	What you pay	How it works
Managed-money program	There is no fee to invest or redeem units.	<ul style="list-style-type: none"> You and your financial security advisor agree on an advisory and management services fee of between 1.00% and 1.25% where the initial premium is between \$250,000 to \$499,999 and 0.50% to 1.25% where the initial premium is \$500,000 and over. The fee is deducted from your plan monthly based on the value of your plan. You can exchange to units of other funds under the contract at any time.

2. Ongoing expenses

The MER includes the management fee and operating expenses of the fund. The MER includes the insurance cost for the guarantee. You do not pay these expenses directly. They affect you because they reduce the return you get on your investment. For details about how the guarantee works, see your insurance contract.

Guarantee option	MER (Annual rate as a % of the fund's value)*
75% maturity and 75% death benefit guarantee	1.73

* Advisory and management services fee is not included in the MER.

Trailing commission

Canada Life pays the negotiated advisory and management services fee of up to 2% of the value of your investments for the services and advice provided to you for as long as you hold the fund.

3. Other fees

You may have to pay other fees when you redeem or exchange units of the fund.

Fee	What you pay
Short-term trading fee	Up to 2% of the value of units you redeem or exchange within 90 days of investing in the fund.

What if I change my mind?

You can change your mind and cancel the investment fund contract, the initial pre-authorized chequing premium or any lump-sum premium you apply to the policy by telling us in writing within two business days of the earlier of the date you received confirmation of the transaction or five business days after it is mailed to you.

Your cancellation request has to be in writing, which can include email or letter. The amount returned will be the lesser of the amount of the premium being cancelled or the value of the applicable units acquired on the day we process your request. The amount returned only applies to the specific transaction and will include a refund of any sales charges or other fees you paid.

For more information

The *Fund Facts* may not contain all the information you need. Please read the contract and the information folder or you may contact us at:

The Canada Life Assurance Company
 255 Dufferin Avenue
 London, ON N6A 4K1
 Web - www.canadalife.com
 Email - isp_customer_care@canadalife.com
 Telephone - 1-888-252-1847

Real Estate

Quick facts: **Date fund available:** December 12, 2000
Date fund created: April 30, 1989
Managed by: GWL Realty Advisors Inc.

Total fund value: \$4,334,767,479
Portfolio turnover rate: 4.40%

Guarantee option	MER (%) ¹	Minimum AMS fee (%) ¹	MER plus minimum AMS fee (%) ¹	NAV (\$) ¹	UOS ¹
75% maturity and 75% death benefit guarantee	1.74	0.50	2.24	820.07	24,800

¹ The advisory and management services fee is between 1.00% and 1.25% where the initial premium is between \$250,000 and \$499,999 and 0.50% to 1.25% where the initial premium is \$500,000 and over. The percentage shown in this table applies to plans with \$500,000 and over.

¹ MER – Management expense ratio
NAV – Net asset value
AMS – Advisory and management services
UOS – Units outstanding

Minimum investment
•\$250,000

What does the fund invest in?

This segregated fund invests primarily, directly or indirectly, in a portfolio of income producing Canadian real estate properties.

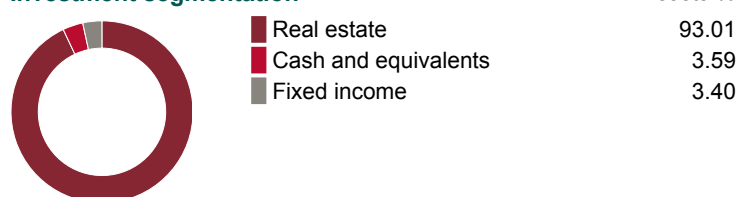
Top 10 investments

	Assets %
Laird Business Park, Mississauga, ON	4.66
The Livmore High Park, Toronto, ON	4.08
High Park Village - West Tower, Toronto, ON	3.78
Grenadier Square Redevelopment, Toronto, ON	3.39
320 McRae Avenue, Ottawa, ON	3.08
The Lillian Redpath Towers, Toronto, ON	2.65
33 Yonge Street, Toronto, ON	2.40
Bayview Village Place, Toronto, ON	2.33
6301, 6315, 6325 106 Avenue SE, Calgary, AB	2.16
50 Prince Arthur Avenue, Toronto, ON	2.09
Total	30.62

Total investments:

105

Investment segmentation



Are there any guarantees?

This fund is being offered under an insurance contract. It comes with guarantees that may protect your investment if the markets go down. The MER includes the insurance cost for the guarantee. For details, please refer to the information folder and contract.

Who is this fund for?

A person who is investing for the longer term and seeking the potential for long-term growth by investing in a portfolio of Canadian real estate properties and are comfortable with low to moderate risk due to the ups and downs of the real estate market. Redemptions may be suspended during any period that the segregated fund does not have sufficient cash or readily marketable securities to meet requests for redemptions. **This fund should be considered as a long-term investment and is not suitable for a person who may need to quickly convert their holdings to cash.**

Notes

Over the past five years, the Real Estate fund has bought \$294 million worth of real property and has sold \$994 million worth.

How has the fund performed?

This section tells you how the fund has performed over the past 10 years. Returns are after the MER has been deducted.

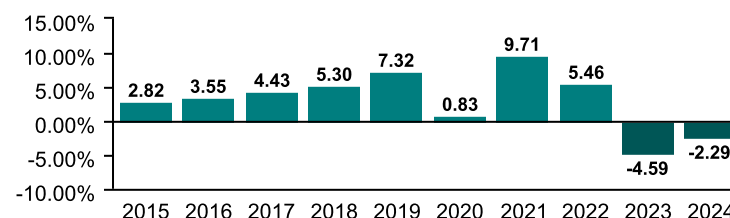
It's important to note that this doesn't tell you how the fund will perform in the future. Also, your actual return will depend on your personal tax situation.

Average return

A person who invested \$1,000 in the fund on December 31, 2014 would have \$1,366.80 on December 31, 2024. This works out to an average of 3.17% a year.

Year-by-year returns (%)

This chart shows how the fund has performed in each of the past 10 years. In the past 10 years, the fund was up in value 8 years and down in value 2 years.



How risky is it?

The risk rating for this fund is *Low to moderate*.



The value of your investments can go down. Please see the *Fund risks* section of the information folder for further details.

Real Estate

How much does it cost?

The following table shows the fees and expenses you could pay to invest in or redeem units of the fund.

1. Sales charges

Sales charge option	What you pay	How it works
Managed-money program	There is no fee to invest or redeem units.	<ul style="list-style-type: none"> You and your financial security advisor agree on an advisory and management services fee of between 1.00% and 1.25% where the initial premium is between \$250,000 to \$499,999 and 0.50% to 1.25% where the initial premium is \$500,000 and over. The fee is deducted from your plan monthly based on the value of your plan. You can exchange to units of other funds under the contract at any time.

2. Ongoing expenses

The MER includes the management fee and operating expenses of the fund. The MER includes the insurance cost for the guarantee. You do not pay these expenses directly. They affect you because they reduce the return you get on your investment. For details about how the guarantee works, see your insurance contract.

Guarantee option	MER (Annual rate as a % of the fund's value)*
75% maturity and 75% death benefit guarantee	1.74

* Advisory and management services fee is not included in the MER.

Trailing commission

Canada Life pays the negotiated advisory and management services fee of up to 2% of the value of your investments for the services and advice provided to you for as long as you hold the fund.

3. Other fees

You may have to pay other fees when you redeem or exchange units of the fund.

Fee	What you pay
Short-term trading fee	Up to 2% of the value of units you redeem or exchange within 90 days of investing in the fund.

What if I change my mind?

You can change your mind and cancel the investment fund contract, the initial pre-authorized chequing premium or any lump-sum premium you apply to the policy by telling us in writing within two business days of the earlier of the date you received confirmation of the transaction or five business days after it is mailed to you.

Your cancellation request has to be in writing, which can include email or letter. The amount returned will be the lesser of the amount of the premium being cancelled or the value of the applicable units acquired on the day we process your request. The amount returned only applies to the specific transaction and will include a refund of any sales charges or other fees you paid.

For more information

The *Fund Facts* may not contain all the information you need. Please read the contract and the information folder or you may contact us at:

The Canada Life Assurance Company
 255 Dufferin Avenue
 London, ON N6A 4K1
 Web - www.canadalife.com
 Email - isp_customer_care@canadalife.com
 Telephone - 1-888-252-1847

Global Small-Mid Cap Growth

Quick facts:
Date fund available: December 12, 2000
Date fund created: January 23, 1996
Managed by: Mackenzie Investments

Total fund value: \$22,234,448
Portfolio turnover rate: 32.02%

Guarantee option	MER (%) ¹	Minimum AMS fee (%) ¹	MER plus minimum AMS fee (%) ¹	NAV (\$) ¹	UOS ¹
75% maturity and 75% death benefit guarantee	1.40	0.50	1.90	1,412.90	1,524

¹ The advisory and management services fee is between 1.00% and 1.25% where the initial premium is between \$250,000 and \$499,999 and 0.50% to 1.25% where the initial premium is \$500,000 and over. The percentage shown in this table applies to plans with \$500,000 and over.

¹ MER – Management expense ratio
NAV – Net asset value
AMS – Advisory and management services
UOS – Units outstanding

Minimum investment
•\$250,000

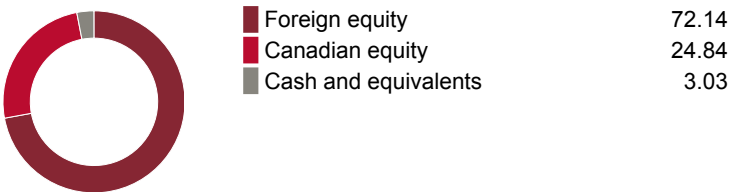
What does the fund invest in?

This segregated fund invests primarily in stock of North American small and mid-size companies.

Top 10 investments

	Assets %
iRhythm Technologies, Inc.	4.87
Maximus Inc.	4.83
Verra Mobility Corp. CI A	4.48
ExlService Holdings, Inc.	4.05
DoubleVerify Holdings, Inc.	4.04
HealthEquity Inc.	3.99
Cirrus Logic Inc.	3.96
Tenable Holdings Inc.	3.88
Exact Sciences Corporation	3.83
Neogen Corp.	3.82
Total	41.76
Total investments:	206

Investment segmentation



Are there any guarantees?

This fund is being offered under an insurance contract. It comes with guarantees that may protect your investment if the markets go down. The MER includes the insurance cost for the guarantee. For details, please refer to the information folder and contract.

Who is this fund for?

A person who is investing for the longer term, seeking the growth potential of stocks and is comfortable with moderate risk. Since the fund invests in stocks its value is affected by stock prices, which can rise and fall in a short period of time.

How has the fund performed?

This section tells you how the fund has performed over the past 10 years. Returns are after the MER has been deducted.

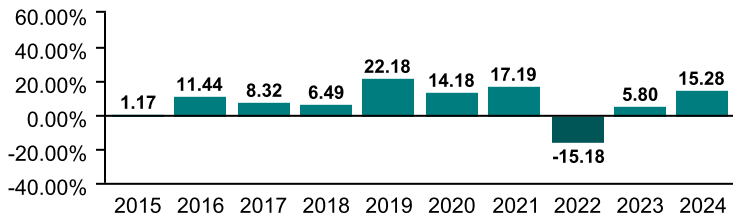
It's important to note that this doesn't tell you how the fund will perform in the future. Also, your actual return will depend on your personal tax situation.

Average return

A person who invested \$1,000 in the fund on December 31, 2014 would have \$2,199.50 on December 31, 2024. This works out to an average of 8.20% a year.

Year-by-year returns (%)

This chart shows how the fund has performed in each of the past 10 years. In the past 10 years, the fund was up in value 9 years and down in value 1 year.



How risky is it?

The risk rating for this fund is *Moderate*.



The value of your investments can go down. Please see the *Fund risks* section of the information folder for further details.

Global Small-Mid Cap Growth

How much does it cost?

The following table shows the fees and expenses you could pay to invest in or redeem units of the fund.

1. Sales charges

Sales charge option	What you pay	How it works
Managed-money program	There is no fee to invest or redeem units.	<ul style="list-style-type: none"> You and your financial security advisor agree on an advisory and management services fee of between 1.00% and 1.25% where the initial premium is between \$250,000 to \$499,999 and 0.50% to 1.25% where the initial premium is \$500,000 and over. The fee is deducted from your plan monthly based on the value of your plan. You can exchange to units of other funds under the contract at any time.

2. Ongoing expenses

The MER includes the management fee and operating expenses of the fund. The MER includes the insurance cost for the guarantee. You do not pay these expenses directly. They affect you because they reduce the return you get on your investment. For details about how the guarantee works, see your insurance contract.

Guarantee option	MER (Annual rate as a % of the fund's value)*
75% maturity and 75% death benefit guarantee	1.40

* Advisory and management services fee is not included in the MER.

Trailing commission

Canada Life pays the negotiated advisory and management services fee of up to 2% of the value of your investments for the services and advice provided to you for as long as you hold the fund.

3. Other fees

You may have to pay other fees when you redeem or exchange units of the fund.

Fee	What you pay
Short-term trading fee	Up to 2% of the value of units you redeem or exchange within 90 days of investing in the fund.

What if I change my mind?

You can change your mind and cancel the investment fund contract, the initial pre-authorized chequing premium or any lump-sum premium you apply to the policy by telling us in writing within two business days of the earlier of the date you received confirmation of the transaction or five business days after it is mailed to you.

Your cancellation request has to be in writing, which can include email or letter. The amount returned will be the lesser of the amount of the premium being cancelled or the value of the applicable units acquired on the day we process your request. The amount returned only applies to the specific transaction and will include a refund of any sales charges or other fees you paid.

For more information

The *Fund Facts* may not contain all the information you need. Please read the contract and the information folder or you may contact us at:

The Canada Life Assurance Company
 255 Dufferin Avenue
 London, ON N6A 4K1
 Web - www.canadalife.com
 Email - isp_customer_care@canadalife.com
 Telephone - 1-888-252-1847

Science and Technology

Quick facts: **Date fund available:** December 12, 2000
Date fund created: December 12, 2000
Managed by: Mackenzie Investments

Total fund value: \$130,516,935
Portfolio turnover rate: 22.01%

Guarantee option	MER (%) ¹	Minimum AMS fee (%) ¹	MER plus minimum AMS fee (%) ¹	NAV (\$) ¹	UOS ¹
75% maturity and 75% death benefit guarantee	1.57	0.50	2.07	1,385.68	636

¹ The advisory and management services fee is between 1.00% and 1.25% where the initial premium is between \$250,000 and \$499,999 and 0.50% to 1.25% where the initial premium is \$500,000 and over. The percentage shown in this table applies to plans with \$500,000 and over.

¹ MER – Management expense ratio
NAV – Net asset value
AMS – Advisory and management services
UOS – Units outstanding

Minimum investment
•\$250,000

What does the fund invest in?

This segregated fund invests primarily in the Canadian and U.S. science and technology companies.

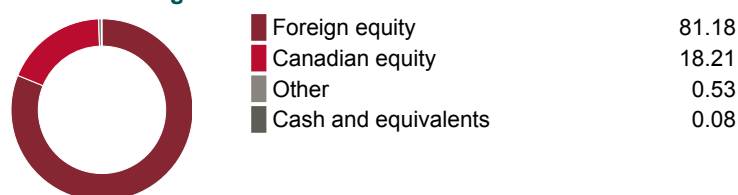
Top 10 investments

	Assets %
Apple Inc.	8.94
Shopify Inc. CI A	7.56
Alphabet Inc. CI A	7.49
Microsoft Corp.	7.00
Amazon.com Inc.	6.72
NVIDIA Corp.	6.70
Constellation Software Inc.	5.78
ServiceNow Inc.	4.10
Cadence Design Systems Inc.	3.67
Roper Technologies Inc.	3.57
Total	61.54

Total investments:

29

Investment segmentation



Are there any guarantees?

This fund is being offered under an insurance contract. It comes with guarantees that may protect your investment if the markets go down. The MER includes the insurance cost for the guarantee. For details, please refer to the information folder and contract.

Who is this fund for?

A person who is investing for the longer term, seeking the growth potential of Canadian and U.S. companies operating in the science and technology sector and is comfortable with moderate to high risk due to investing solely in this one economic sector.

How has the fund performed?

This section tells you how the fund has performed over the past 10 years. Returns are after the MER has been deducted.

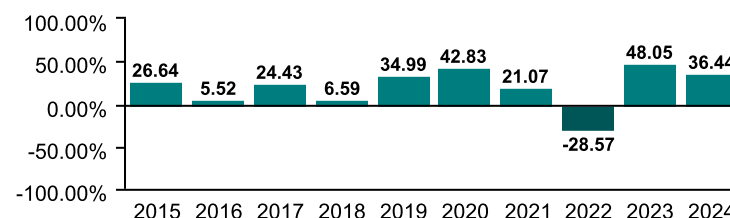
It's important to note that this doesn't tell you how the fund will perform in the future. Also, your actual return will depend on your personal tax situation.

Average return

A person who invested \$1,000 in the fund on December 31, 2014 would have \$5,969.67 on December 31, 2024. This works out to an average of 19.56% a year.

Year-by-year returns (%)

This chart shows how the fund has performed in each of the past 10 years. In the past 10 years, the fund was up in value 9 years and down in value 1 year.



How risky is it?

The risk rating for this fund is *Moderate to high*.



The value of your investments can go down. Please see the *Fund risks* section of the information folder for further details.

Science and Technology

How much does it cost?

The following table shows the fees and expenses you could pay to invest in or redeem units of the fund.

1. Sales charges

Sales charge option	What you pay	How it works
Managed-money program	There is no fee to invest or redeem units.	<ul style="list-style-type: none"> You and your financial security advisor agree on an advisory and management services fee of between 1.00% and 1.25% where the initial premium is between \$250,000 to \$499,999 and 0.50% to 1.25% where the initial premium is \$500,000 and over. The fee is deducted from your plan monthly based on the value of your plan. You can exchange to units of other funds under the contract at any time.

2. Ongoing expenses

The MER includes the management fee and operating expenses of the fund. The MER includes the insurance cost for the guarantee. You do not pay these expenses directly. They affect you because they reduce the return you get on your investment. For details about how the guarantee works, see your insurance contract.

Guarantee option	MER (Annual rate as a % of the fund's value)*
75% maturity and 75% death benefit guarantee	1.57

* Advisory and management services fee is not included in the MER.

Trailing commission

Canada Life pays the negotiated advisory and management services fee of up to 2% of the value of your investments for the services and advice provided to you for as long as you hold the fund.

3. Other fees

You may have to pay other fees when you redeem or exchange units of the fund.

Fee	What you pay
Short-term trading fee	Up to 2% of the value of units you redeem or exchange within 90 days of investing in the fund.

What if I change my mind?

You can change your mind and cancel the investment fund contract, the initial pre-authorized chequing premium or any lump-sum premium you apply to the policy by telling us in writing within two business days of the earlier of the date you received confirmation of the transaction or five business days after it is mailed to you.

Your cancellation request has to be in writing, which can include email or letter. The amount returned will be the lesser of the amount of the premium being cancelled or the value of the applicable units acquired on the day we process your request. The amount returned only applies to the specific transaction and will include a refund of any sales charges or other fees you paid.

For more information

The *Fund Facts* may not contain all the information you need. Please read the contract and the information folder or you may contact us at:

The Canada Life Assurance Company
 255 Dufferin Avenue
 London, ON N6A 4K1
 Web - www.canadalife.com
 Email - isp_customer_care@canadalife.com
 Telephone - 1-888-252-1847

Global Equity Portfolio

Quick facts:

Date fund available: December 12, 2000

Date fund created: December 12, 2000

Managed by: Canada Life Investment Management Ltd.

Total fund value: \$21,358,045

Portfolio turnover rate: 11.09%

Guarantee option	MER (%) ¹	Minimum AMS fee (%) ¹	MER plus minimum AMS fee (%) ¹	NAV (\$) ¹	UOS ¹
75% maturity and 75% death benefit guarantee	1.77	0.50	2.27	509.74	2,571

¹ The advisory and management services fee is between 1.00% and 1.25% where the initial premium is between \$250,000 and \$499,999 and 0.50% to 1.25% where the initial premium is \$500,000 and over. The percentage shown in this table applies to plans with \$500,000 and over.

- ¹ MER – Management expense ratio

NAV – Net asset value

AMS – Advisory and management services

UOS – Units outstanding
- Minimum investment

•\$250,000

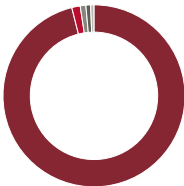
What does the fund invest in?

This segregated fund, through investments in other funds, invests primarily in foreign stocks. It targets an asset mix of 100 per cent stocks.

Top 10 investments

	Assets %
U.S. Value Stock	17.99
U.S. Growth	17.96
American Growth	16.49
Foreign Equity	10.01
International Equity (Setanta)	9.05
International Growth	8.97
Global Small Cap (Mackenzie)	7.00
Global Dividend	4.99
Emerging Markets (Putnam)	3.78
Emerging Markets Equity	3.76
Total	100.00
Total investments:	10

Investment segmentation



Foreign equity	96.07
Cash and equivalents	1.50
Other	0.99
Fixed income	0.85
Canadian equity	0.58

Are there any guarantees?

This fund is being offered under an insurance contract. It comes with guarantees that may protect your investment if the markets go down. The MER includes the insurance cost for the guarantee. For details, please refer to the information folder and contract.

Who is this fund for?

A person who is investing for the longer term, wants exposure to multi-managers in one fund with a target of 100 per cent invested in foreign equities and is comfortable with moderate risk.

How has the fund performed?

This section tells you how the fund has performed over the past 10 years. Returns are after the MER has been deducted.

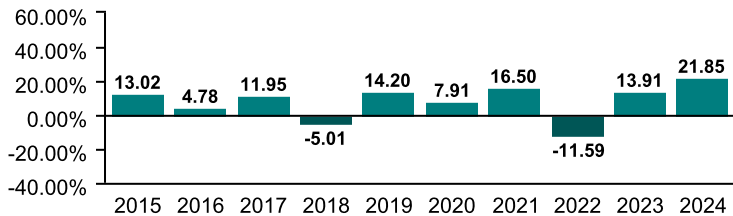
It's important to note that this doesn't tell you how the fund will perform in the future. Also, your actual return will depend on your personal tax situation.

Average return

A person who invested \$1,000 in the fund on December 31, 2014 would have \$2,218.88 on December 31, 2024. This works out to an average of 8.30% a year.

Year-by-year returns (%)

This chart shows how the fund has performed in each of the past 10 years. In the past 10 years, the fund was up in value 8 years and down in value 2 years.



How risky is it?

The risk rating for this fund is *Moderate*.



The value of your investments can go down. Please see the *Fund risks* section of the information folder for further details.

Global Equity Portfolio

How much does it cost?

The following table shows the fees and expenses you could pay to invest in or redeem units of the fund.

1. Sales charges

Sales charge option	What you pay	How it works
Managed-money program	There is no fee to invest or redeem units.	<ul style="list-style-type: none"> You and your financial security advisor agree on an advisory and management services fee of between 1.00% and 1.25% where the initial premium is between \$250,000 to \$499,999 and 0.50% to 1.25% where the initial premium is \$500,000 and over. The fee is deducted from your plan monthly based on the value of your plan. You can exchange to units of other funds under the contract at any time.

2. Ongoing expenses

The MER includes the management fee and operating expenses of the fund. The MER includes the insurance cost for the guarantee. You do not pay these expenses directly. They affect you because they reduce the return you get on your investment. For details about how the guarantee works, see your insurance contract.

Guarantee option	MER (Annual rate as a % of the fund's value)*
75% maturity and 75% death benefit guarantee	1.77

* Advisory and management services fee is not included in the MER.

Trailing commission

Canada Life pays the negotiated advisory and management services fee of up to 2% of the value of your investments for the services and advice provided to you for as long as you hold the fund.

3. Other fees

You may have to pay other fees when you redeem or exchange units of the fund.

Fee	What you pay
Short-term trading fee	Up to 2% of the value of units you redeem or exchange within 90 days of investing in the fund.

What if I change my mind?

You can change your mind and cancel the investment fund contract, the initial pre-authorized chequing premium or any lump-sum premium you apply to the policy by telling us in writing within two business days of the earlier of the date you received confirmation of the transaction or five business days after it is mailed to you.

Your cancellation request has to be in writing, which can include email or letter. The amount returned will be the lesser of the amount of the premium being cancelled or the value of the applicable units acquired on the day we process your request. The amount returned only applies to the specific transaction and will include a refund of any sales charges or other fees you paid.

For more information

The *Fund Facts* may not contain all the information you need. Please read the contract and the information folder or you may contact us at:

The Canada Life Assurance Company
 255 Dufferin Avenue
 London, ON N6A 4K1
 Web - www.canadalife.com
 Email - isp_customer_care@canadalife.com
 Telephone - 1-888-252-1847

Global Low Volatility

Quick facts: **Date fund available:** December 12, 2000
Date fund created: November 25, 1997
Managed by: Irish Life Investment Managers Limited

Total fund value: \$12,966,881
Portfolio turnover rate: 43.46%

Guarantee option	MER (%) ¹	Minimum AMS fee (%) ¹	MER plus minimum AMS fee (%) ¹	NAV (\$) ¹	UOS ¹
75% maturity and 75% death benefit guarantee	1.57	0.50	2.07	826.52	211

¹ The advisory and management services fee is between 1.00% and 1.25% where the initial premium is between \$250,000 and \$499,999 and 0.50% to 1.25% where the initial premium is \$500,000 and over. The percentage shown in this table applies to plans with \$500,000 and over.

¹ MER – Management expense ratio
NAV – Net asset value
AMS – Advisory and management services
UOS – Units outstanding

Minimum investment
•\$250,000

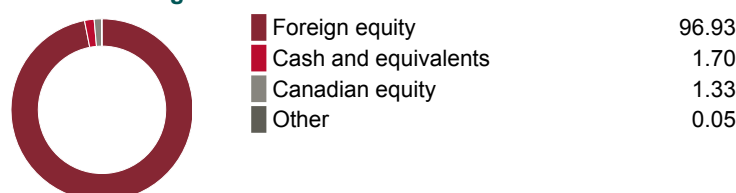
What does the fund invest in?

This segregated fund invests primarily in stock of companies anywhere in the world with a focus on those companies and/or sectors that are believed to likely have lower sensitivity to broader market movements.

Top 10 investments

	Assets %
Apple Inc.	5.20
Microsoft Corp.	4.24
NVIDIA Corp.	2.42
Amazon.com Inc.	1.51
Alphabet Inc. CIA	1.48
Bank Hapoalim B.M. Share	1.33
Kroger Co.	1.29
AbbVie Inc.	1.27
Walmart Inc.	1.27
Gilead Sciences Inc.	1.27
Total	21.28
Total investments:	4391

Investment segmentation



Are there any guarantees?

This fund is being offered under an insurance contract. It comes with guarantees that may protect your investment if the markets go down. The MER includes the insurance cost for the guarantee. For details, please refer to the information folder and contract.

Who is this fund for?

A person who is investing for the longer term, seeking the growth potential of global stocks and is comfortable with low to moderate risk. Since the fund invests in stocks its value is affected by stock prices, which can rise and fall in a short period of time.

Notes

In November 2016 Irish Life Investment Management Limited assumed portfolio management responsibilities from Mackenzie Investments. With this change the segregated fund changed from investing primarily in stocks of North American companies to investing primarily in stocks of companies anywhere in the world. The performance before that date was achieved under the previous manager and investment objective. No other changes were made to the segregated fund.

How has the fund performed?

This section tells you how the fund has performed over the past 10 years. Returns are after the MER has been deducted.

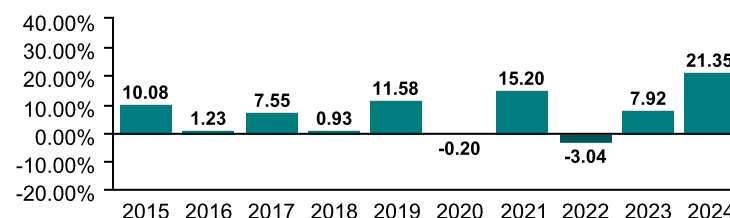
It's important to note that this doesn't tell you how the fund will perform in the future. Also, your actual return will depend on your personal tax situation.

Average return

A person who invested \$1,000 in the fund on December 31, 2014 would have \$1,970.17 on December 31, 2024. This works out to an average of 7.02% a year.

Year-by-year returns (%)

This chart shows how the fund has performed in each of the past 10 years. In the past 10 years, the fund was up in value 8 years and down in value 2 years.



How risky is it?

The risk rating for this fund is *Low to moderate*.



The value of your investments can go down. Please see the *Fund risks* section of the information folder for further details.

Global Low Volatility

How much does it cost?

The following table shows the fees and expenses you could pay to invest in or redeem units of the fund.

1. Sales charges

Sales charge option	What you pay	How it works
Managed-money program	There is no fee to invest or redeem units.	<ul style="list-style-type: none"> You and your financial security advisor agree on an advisory and management services fee of between 1.00% and 1.25% where the initial premium is between \$250,000 to \$499,999 and 0.50% to 1.25% where the initial premium is \$500,000 and over. The fee is deducted from your plan monthly based on the value of your plan. You can exchange to units of other funds under the contract at any time.

2. Ongoing expenses

The MER includes the management fee and operating expenses of the fund. The MER includes the insurance cost for the guarantee. You do not pay these expenses directly. They affect you because they reduce the return you get on your investment. For details about how the guarantee works, see your insurance contract.

Guarantee option	MER (Annual rate as a % of the fund's value)*
75% maturity and 75% death benefit guarantee	1.57

* Advisory and management services fee is not included in the MER.

Trailing commission

Canada Life pays the negotiated advisory and management services fee of up to 2% of the value of your investments for the services and advice provided to you for as long as you hold the fund.

3. Other fees

You may have to pay other fees when you redeem or exchange units of the fund.

Fee	What you pay
Short-term trading fee	Up to 2% of the value of units you redeem or exchange within 90 days of investing in the fund.

What if I change my mind?

You can change your mind and cancel the investment fund contract, the initial pre-authorized chequing premium or any lump-sum premium you apply to the policy by telling us in writing within two business days of the earlier of the date you received confirmation of the transaction or five business days after it is mailed to you.

Your cancellation request has to be in writing, which can include email or letter. The amount returned will be the lesser of the amount of the premium being cancelled or the value of the applicable units acquired on the day we process your request. The amount returned only applies to the specific transaction and will include a refund of any sales charges or other fees you paid.

For more information

The *Fund Facts* may not contain all the information you need. Please read the contract and the information folder or you may contact us at:

The Canada Life Assurance Company
 255 Dufferin Avenue
 London, ON N6A 4K1
 Web - www.canadalife.com
 Email - isp_customer_care@canadalife.com
 Telephone - 1-888-252-1847

Foreign Equity

Quick facts:
Date fund available: December 12, 2000
Date fund created: December 12, 2000
Managed by: Mackenzie Investments

Total fund value: \$172,342,589
Portfolio turnover rate: 1.82%

Guarantee option	MER (%) ¹	Minimum AMS fee (%) ¹	MER plus minimum AMS fee (%) ¹	NAV (\$) ¹	UOS ¹
75% maturity and 75% death benefit guarantee	1.56	0.50	2.06	641.93	13,223

¹ The advisory and management services fee is between 1.00% and 1.25% where the initial premium is between \$250,000 and \$499,999 and 0.50% to 1.25% where the initial premium is \$500,000 and over. The percentage shown in this table applies to plans with \$500,000 and over.

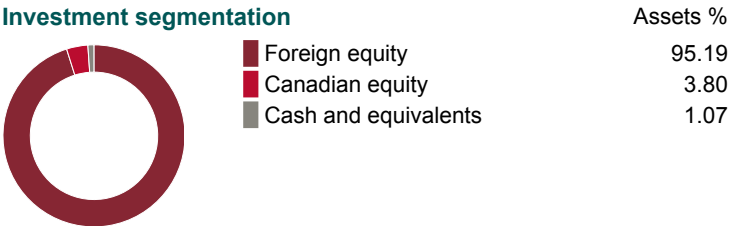
¹ MER – Management expense ratio
NAV – Net asset value
AMS – Advisory and management services
UOS – Units outstanding

Minimum investment
•\$250,000

What does the fund invest in?

This segregated fund invests primarily in stocks worldwide currently through the Canada Life Foreign Equity mutual fund.

Top 10 investments (of the underlying fund)	Assets %
Alphabet Inc. CI A	4.81
Berkshire Hathaway Inc. CI B New	4.14
Brookfield Corporation VtgCI A	3.80
Amazon.com Inc.	3.77
Microsoft Corp.	3.76
Apple Inc.	3.49
Texas Instruments Inc.	3.28
Amphenol Corp. CI A	3.27
Automatic Data Processing Inc.	3.23
Accenture PLCClass A	3.07
Total	36.63
Total investments:	45



Are there any guarantees?

This fund is being offered under an insurance contract. It comes with guarantees that may protect your investment if the markets go down. The MER includes the insurance cost for the guarantee. For details, please refer to the information folder and contract.

Who is this fund for?

A person who is investing for the longer term, seeking the growth potential of foreign stocks and is comfortable with low to moderate risk. Since the fund invests in stocks its value is affected by stock prices, which can rise and fall in a short period of time.

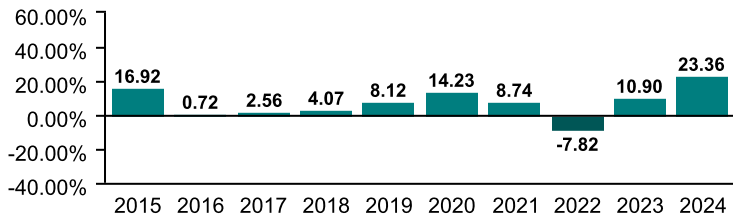
How has the fund performed?

This section tells you how the fund has performed over the past 10 years. Returns are after the MER has been deducted.

It's important to note that this doesn't tell you how the fund will perform in the future. Also, your actual return will depend on your personal tax situation.

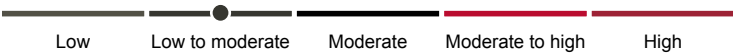
Average return
A person who invested \$1,000 in the fund on December 31, 2014 would have \$2,129.08 on December 31, 2024. This works out to an average of 7.85% a year.

Year-by-year returns (%)
This chart shows how the fund has performed in each of the past 10 years. In the past 10 years, the fund was up in value 9 years and down in value 1 year.



How risky is it?

The risk rating for this fund is *Low to moderate*.



The value of your investments can go down. Please see the *Fund risks* section of the information folder for further details.

Foreign Equity

How much does it cost?

The following table shows the fees and expenses you could pay to invest in or redeem units of the fund.

1. Sales charges

Sales charge option	What you pay	How it works
Managed-money program	There is no fee to invest or redeem units.	<ul style="list-style-type: none"> You and your financial security advisor agree on an advisory and management services fee of between 1.00% and 1.25% where the initial premium is between \$250,000 to \$499,999 and 0.50% to 1.25% where the initial premium is \$500,000 and over. The fee is deducted from your plan monthly based on the value of your plan. You can exchange to units of other funds under the contract at any time.

2. Ongoing expenses

The MER includes the management fee and operating expenses of the fund. The MER includes the insurance cost for the guarantee. You do not pay these expenses directly. They affect you because they reduce the return you get on your investment. For details about how the guarantee works, see your insurance contract.

Guarantee option	MER (Annual rate as a % of the fund's value)*
75% maturity and 75% death benefit guarantee	1.56

* Advisory and management services fee is not included in the MER.

Trailing commission

Canada Life pays the negotiated advisory and management services fee of up to 2% of the value of your investments for the services and advice provided to you for as long as you hold the fund.

3. Other fees

You may have to pay other fees when you redeem or exchange units of the fund.

Fee	What you pay
Short-term trading fee	Up to 2% of the value of units you redeem or exchange within 90 days of investing in the fund.

What if I change my mind?

You can change your mind and cancel the investment fund contract, the initial pre-authorized chequing premium or any lump-sum premium you apply to the policy by telling us in writing within two business days of the earlier of the date you received confirmation of the transaction or five business days after it is mailed to you.

Your cancellation request has to be in writing, which can include email or letter. The amount returned will be the lesser of the amount of the premium being cancelled or the value of the applicable units acquired on the day we process your request. The amount returned only applies to the specific transaction and will include a refund of any sales charges or other fees you paid.

For more information

The *Fund Facts* may not contain all the information you need. Please read the contract and the information folder or you may contact us at:

The Canada Life Assurance Company
 255 Dufferin Avenue
 London, ON N6A 4K1
 Web - www.canadalife.com
 Email - isp_customer_care@canadalife.com
 Telephone - 1-888-252-1847

Global All Cap Equity

Quick facts:

Date fund available: June 12, 2006

Date fund created: June 12, 2006

Managed by: Setanta Asset Management Limited

Total fund value: \$75,471,901

Portfolio turnover rate: 22.06%

Guarantee option	MER (%) ¹	Minimum AMS fee (%) ¹	MER plus minimum AMS fee (%) ¹	NAV (\$) ¹	UOS ¹
75% maturity and 75% death benefit guarantee	1.59	0.50	2.09	720.98	6,992

¹ The advisory and management services fee is between 1.00% and 1.25% where the initial premium is between \$250,000 and \$499,999 and 0.50% to 1.25% where the initial premium is \$500,000 and over. The percentage shown in this table applies to plans with \$500,000 and over.

¹ MER – Management expense ratio
NAV – Net asset value
AMS – Advisory and management services
UOS – Units outstanding

Minimum investment
•\$250,000

What does the fund invest in?

This segregated fund invests primarily in stocks anywhere in the world.

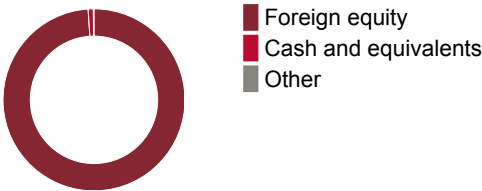
Top 10 investments

	Assets %
Alphabet Inc. CI A	4.62
Berkshire Hathaway Inc. CI B New	4.51
Microsoft Corp.	4.33
Oracle Corp.	3.96
Booking Holdings Inc.	3.76
Taiwan Semiconductor Manufacturing Co. Ltd.	3.32
CRH PLC Shs	2.33
Marsh & McLennan Cos.	2.28
S&P Global Inc.	2.17
McDonald's Corp.	2.01
Total	33.29

Total investments:

72

Investment segmentation



Assets %
98.98
0.92
0.10

Are there any guarantees?

This fund is being offered under an insurance contract. It comes with guarantees that may protect your investment if the markets go down. The MER includes the insurance cost for the guarantee. For details, please refer to the information folder and contract.

Who is this fund for?

A person who is investing for the longer term, seeking the growth potential of foreign stocks and is comfortable with moderate risk. Since the fund invests in stocks its value is affected by stock prices, which can rise and fall in a short period of time.

How has the fund performed?

This section tells you how the fund has performed over the past 10 years. Returns are after the MER has been deducted.

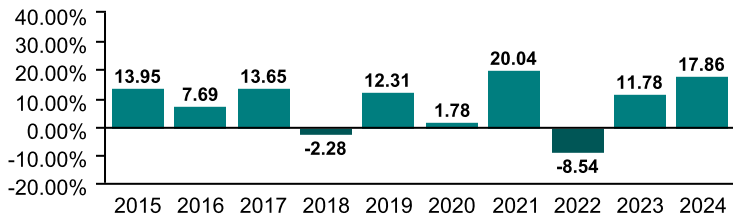
It's important to note that this doesn't tell you how the fund will perform in the future. Also, your actual return will depend on your personal tax situation.

Average return

A person who invested \$1,000 in the fund on December 31, 2014 would have \$2,253.05 on December 31, 2024. This works out to an average of 8.46% a year.

Year-by-year returns (%)

This chart shows how the fund has performed in each of the past 10 years. In the past 10 years, the fund was up in value 8 years and down in value 2 years.



How risky is it?

The risk rating for this fund is *Moderate*.



The value of your investments can go down. Please see the *Fund risks* section of the information folder for further details.

Global All Cap Equity

How much does it cost?

The following table shows the fees and expenses you could pay to invest in or redeem units of the fund.

1. Sales charges

Sales charge option	What you pay	How it works
Managed-money program	There is no fee to invest or redeem units.	<ul style="list-style-type: none"> You and your financial security advisor agree on an advisory and management services fee of between 1.00% and 1.25% where the initial premium is between \$250,000 to \$499,999 and 0.50% to 1.25% where the initial premium is \$500,000 and over. The fee is deducted from your plan monthly based on the value of your plan. You can exchange to units of other funds under the contract at any time.

2. Ongoing expenses

The MER includes the management fee and operating expenses of the fund. The MER includes the insurance cost for the guarantee. You do not pay these expenses directly. They affect you because they reduce the return you get on your investment. For details about how the guarantee works, see your insurance contract.

Guarantee option	MER (Annual rate as a % of the fund's value)*
75% maturity and 75% death benefit guarantee	1.59

* Advisory and management services fee is not included in the MER.

Trailing commission

Canada Life pays the negotiated advisory and management services fee of up to 2% of the value of your investments for the services and advice provided to you for as long as you hold the fund.

3. Other fees

You may have to pay other fees when you redeem or exchange units of the fund.

Fee	What you pay
Short-term trading fee	Up to 2% of the value of units you redeem or exchange within 90 days of investing in the fund.

What if I change my mind?

You can change your mind and cancel the investment fund contract, the initial pre-authorized chequing premium or any lump-sum premium you apply to the policy by telling us in writing within two business days of the earlier of the date you received confirmation of the transaction or five business days after it is mailed to you.

Your cancellation request has to be in writing, which can include email or letter. The amount returned will be the lesser of the amount of the premium being cancelled or the value of the applicable units acquired on the day we process your request. The amount returned only applies to the specific transaction and will include a refund of any sales charges or other fees you paid.

For more information

The *Fund Facts* may not contain all the information you need. Please read the contract and the information folder or you may contact us at:

The Canada Life Assurance Company
 255 Dufferin Avenue
 London, ON N6A 4K1
 Web - www.canadalife.com
 Email - isp_customer_care@canadalife.com
 Telephone - 1-888-252-1847

U.S. Growth

Quick facts:

Date fund available: December 12, 2000

Date fund created: November 8, 1994

Managed by: Mackenzie Investments

Total fund value: \$124,518,777

Portfolio turnover rate: 38.72%

Guarantee option	MER (%) ¹	Minimum AMS fee (%) ¹	MER plus minimum AMS fee (%) ¹	NAV (\$) ¹	UOS ¹
75% maturity and 75% death benefit guarantee	1.35	0.50	1.85	604.93	3,931

¹ The advisory and management services fee is between 1.00% and 1.25% where the initial premium is between \$250,000 and \$499,999 and 0.50% to 1.25% where the initial premium is \$500,000 and over. The percentage shown in this table applies to plans with \$500,000 and over.

¹ MER – Management expense ratio

NAV – Net asset value

AMS – Advisory and management services

UOS – Units outstanding

Minimum investment

•\$250,000

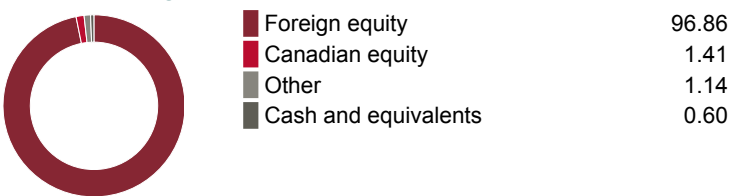
What does the fund invest in?

This segregated fund invests primarily in United States stocks.

Top 10 investments

	Assets %
Apple Inc.	5.55
Microsoft Corp.	5.39
Amazon.com Inc.	4.93
Aon PLCCI A	4.82
Roper Technologies Inc.	4.47
Stryker Corp. Common	3.75
Verisk Analytics Inc.	3.73
Copart, Inc.	3.72
Amphenol Corp. CI A	3.42
Cadence Design Systems Inc.	3.35
Total	43.12
Total investments:	507

Investment segmentation



Are there any guarantees?

This fund is being offered under an insurance contract. It comes with guarantees that may protect your investment if the markets go down. The MER includes the insurance cost for the guarantee. For details, please refer to the information folder and contract.

Who is this fund for?

A person who is investing for the longer term, seeking the growth potential of U.S. stocks and is comfortable with moderate risk. Since the fund invests in stocks its value is affected by stock prices, which can rise and fall in a short period of time.

How has the fund performed?

This section tells you how the fund has performed over the past 10 years. Returns are after the MER has been deducted.

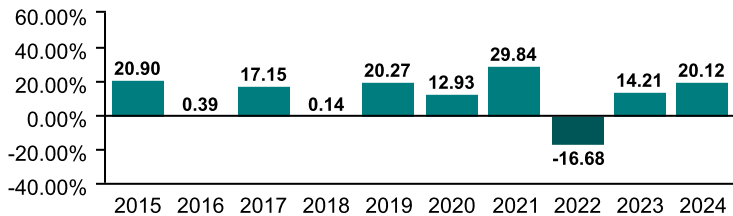
It's important to note that this doesn't tell you how the fund will perform in the future. Also, your actual return will depend on your personal tax situation.

Average return

A person who invested \$1,000 in the fund on December 31, 2014 would have \$2,870.33 on December 31, 2024. This works out to an average of 11.12% a year.

Year-by-year returns (%)

This chart shows how the fund has performed in each of the past 10 years. In the past 10 years, the fund was up in value 9 years and down in value 1 year.



How risky is it?

The risk rating for this fund is *Moderate*.



The value of your investments can go down. Please see the *Fund risks* section of the information folder for further details.

U.S. Growth

How much does it cost?

The following table shows the fees and expenses you could pay to invest in or redeem units of the fund.

1. Sales charges

Sales charge option	What you pay	How it works
Managed-money program	There is no fee to invest or redeem units.	<ul style="list-style-type: none"> You and your financial security advisor agree on an advisory and management services fee of between 1.00% and 1.25% where the initial premium is between \$250,000 to \$499,999 and 0.50% to 1.25% where the initial premium is \$500,000 and over. The fee is deducted from your plan monthly based on the value of your plan. You can exchange to units of other funds under the contract at any time.

2. Ongoing expenses

The MER includes the management fee and operating expenses of the fund. The MER includes the insurance cost for the guarantee. You do not pay these expenses directly. They affect you because they reduce the return you get on your investment. For details about how the guarantee works, see your insurance contract.

Guarantee option	MER (Annual rate as a % of the fund's value)*
75% maturity and 75% death benefit guarantee	1.35

* Advisory and management services fee is not included in the MER.

Trailing commission

Canada Life pays the negotiated advisory and management services fee of up to 2% of the value of your investments for the services and advice provided to you for as long as you hold the fund.

3. Other fees

You may have to pay other fees when you redeem or exchange units of the fund.

Fee	What you pay
Short-term trading fee	Up to 2% of the value of units you redeem or exchange within 90 days of investing in the fund.

What if I change my mind?

You can change your mind and cancel the investment fund contract, the initial pre-authorized chequing premium or any lump-sum premium you apply to the policy by telling us in writing within two business days of the earlier of the date you received confirmation of the transaction or five business days after it is mailed to you.

Your cancellation request has to be in writing, which can include email or letter. The amount returned will be the lesser of the amount of the premium being cancelled or the value of the applicable units acquired on the day we process your request. The amount returned only applies to the specific transaction and will include a refund of any sales charges or other fees you paid.

For more information

The *Fund Facts* may not contain all the information you need. Please read the contract and the information folder or you may contact us at:

The Canada Life Assurance Company
 255 Dufferin Avenue
 London, ON N6A 4K1
 Web - www.canadalife.com
 Email - isp_customer_care@canadalife.com
 Telephone - 1-888-252-1847

U.S. Value Stock

Quick facts:
Date fund available: June 12, 2006
Date fund created: June 12, 2006
Managed by: Mackenzie Investments

Total fund value: \$83,216,149
Portfolio turnover rate: 91.05%

Guarantee option	MER (%) ¹	Minimum AMS fee (%) ¹	MER plus minimum AMS fee (%) ¹	NAV (\$) ¹	UOS ¹
75% maturity and 75% death benefit guarantee	1.36	0.50	1.86	801.48	1,485

¹ The advisory and management services fee is between 1.00% and 1.25% where the initial premium is between \$250,000 and \$499,999 and 0.50% to 1.25% where the initial premium is \$500,000 and over. The percentage shown in this table applies to plans with \$500,000 and over.

¹ MER – Management expense ratio
NAV – Net asset value
AMS – Advisory and management services
UOS – Units outstanding

Minimum investment
•\$250,000

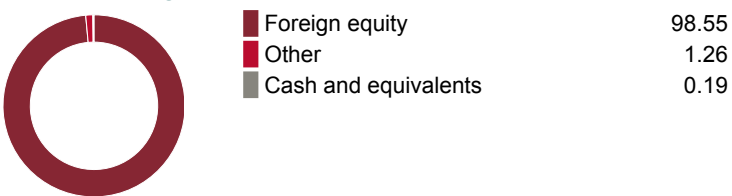
What does the fund invest in?

This segregated fund invests primarily in United States stocks.

Top 10 investments

	Assets %
Apple Inc.	7.80
Microsoft Corp.	5.76
Amazon.com Inc.	3.01
UnitedHealth Group Inc.	2.20
JPMorgan Chase & Co.	2.10
Procter & Gamble Co.	1.98
Goldman Sachs Group Inc. (The)	1.64
Bank of America Corp.	1.62
Wells Fargo & Co. Com, 12/31/2099	1.48
Walmart Inc.	1.42
Total	29.02
Total investments:	125

Investment segmentation



Are there any guarantees?

This fund is being offered under an insurance contract. It comes with guarantees that may protect your investment if the markets go down. The MER includes the insurance cost for the guarantee. For details, please refer to the information folder and contract.

Who is this fund for?

A person who is investing for the longer term, seeking the growth potential of U.S. stocks and is comfortable with moderate risk. Since the fund invests in stocks its value is affected by stock prices, which can rise and fall in a short period of time.

How has the fund performed?

This section tells you how the fund has performed over the past 10 years. Returns are after the MER has been deducted.

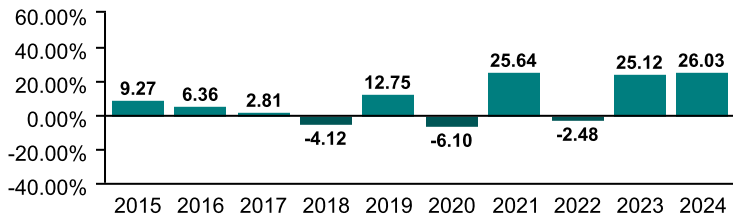
It's important to note that this doesn't tell you how the fund will perform in the future. Also, your actual return will depend on your personal tax situation.

Average return

A person who invested \$1,000 in the fund on December 31, 2014 would have \$2,343.30 on December 31, 2024. This works out to an average of 8.89% a year.

Year-by-year returns (%)

This chart shows how the fund has performed in each of the past 10 years. In the past 10 years, the fund was up in value 7 years and down in value 3 years.



How risky is it?

The risk rating for this fund is *Moderate*.



The value of your investments can go down. Please see the *Fund risks* section of the information folder for further details.

U.S. Value Stock

How much does it cost?

The following table shows the fees and expenses you could pay to invest in or redeem units of the fund.

1. Sales charges

Sales charge option	What you pay	How it works
Managed-money program	There is no fee to invest or redeem units.	<ul style="list-style-type: none"> You and your financial security advisor agree on an advisory and management services fee of between 1.00% and 1.25% where the initial premium is between \$250,000 to \$499,999 and 0.50% to 1.25% where the initial premium is \$500,000 and over. The fee is deducted from your plan monthly based on the value of your plan. You can exchange to units of other funds under the contract at any time.

2. Ongoing expenses

The MER includes the management fee and operating expenses of the fund. The MER includes the insurance cost for the guarantee. You do not pay these expenses directly. They affect you because they reduce the return you get on your investment. For details about how the guarantee works, see your insurance contract.

Guarantee option	MER (Annual rate as a % of the fund's value)*
75% maturity and 75% death benefit guarantee	1.36

* Advisory and management services fee is not included in the MER.

Trailing commission

Canada Life pays the negotiated advisory and management services fee of up to 2% of the value of your investments for the services and advice provided to you for as long as you hold the fund.

3. Other fees

You may have to pay other fees when you redeem or exchange units of the fund.

Fee	What you pay
Short-term trading fee	Up to 2% of the value of units you redeem or exchange within 90 days of investing in the fund.

What if I change my mind?

You can change your mind and cancel the investment fund contract, the initial pre-authorized chequing premium or any lump-sum premium you apply to the policy by telling us in writing within two business days of the earlier of the date you received confirmation of the transaction or five business days after it is mailed to you.

Your cancellation request has to be in writing, which can include email or letter. The amount returned will be the lesser of the amount of the premium being cancelled or the value of the applicable units acquired on the day we process your request. The amount returned only applies to the specific transaction and will include a refund of any sales charges or other fees you paid.

For more information

The *Fund Facts* may not contain all the information you need. Please read the contract and the information folder or you may contact us at:

The Canada Life Assurance Company
 255 Dufferin Avenue
 London, ON N6A 4K1
 Web - www.canadalife.com
 Email - isp_customer_care@canadalife.com
 Telephone - 1-888-252-1847

U.S. Mid Cap Growth

Quick facts:

Date fund available: December 12, 2000

Date fund created: December 12, 2000

Managed by: Mackenzie Investments

Total fund value: \$18,267,236

Portfolio turnover rate: 30.95%

Guarantee option	MER (%) ¹	Minimum AMS fee (%) ¹	MER plus minimum AMS fee (%) ¹	NAV (\$) ¹	UOS ¹
75% maturity and 75% death benefit guarantee	1.57	0.50	2.07	595.14	2,812

¹ The advisory and management services fee is between 1.00% and 1.25% where the initial premium is between \$250,000 and \$499,999 and 0.50% to 1.25% where the initial premium is \$500,000 and over. The percentage shown in this table applies to plans with \$500,000 and over.

¹ MER – Management expense ratio
NAV – Net asset value
AMS – Advisory and management services
UOS – Units outstanding

Minimum investment
•\$250,000

What does the fund invest in?

This segregated fund invests primarily in U.S. companies that are in the middle capitalization range of the equity market.

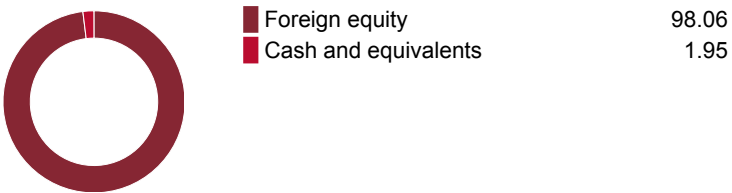
Top 10 investments

	Assets %
DexCom, Inc.	5.61
Akamai Technologies Inc.	5.05
SS&C Technologies Holdings Inc.	4.98
Vontier Corp.	4.89
Bio-Techne Corporation	4.84
CoStar Group Inc.	4.80
Charles River Laboratories International Inc.	4.71
Cirrus Logic Inc.	4.49
Hologic Inc.	4.16
ExlService Holdings, Inc.	4.07
Total	47.60

Total investments:

32

Investment segmentation



Are there any guarantees?

This fund is being offered under an insurance contract. It comes with guarantees that may protect your investment if the markets go down. The MER includes the insurance cost for the guarantee. For details, please refer to the information folder and contract.

Who is this fund for?

A person who is investing for the longer term, seeking the growth potential of U.S. stocks and is comfortable with moderate risk. Since the fund invests in stocks its value is affected by stock prices, which can rise and fall in a short period of time.

How has the fund performed?

This section tells you how the fund has performed over the past 10 years. Returns are after the MER has been deducted.

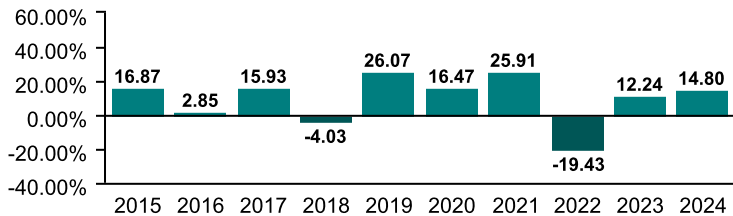
It's important to note that this doesn't tell you how the fund will perform in the future. Also, your actual return will depend on your personal tax situation.

Average return

A person who invested \$1,000 in the fund on December 31, 2014 would have \$2,566.93 on December 31, 2024. This works out to an average of 9.89% a year.

Year-by-year returns (%)

This chart shows how the fund has performed in each of the past 10 years. In the past 10 years, the fund was up in value 8 years and down in value 2 years.



How risky is it?

The risk rating for this fund is *Moderate*.



The value of your investments can go down. Please see the *Fund risks* section of the information folder for further details.

U.S. Mid Cap Growth

How much does it cost?

The following table shows the fees and expenses you could pay to invest in or redeem units of the fund.

1. Sales charges

Sales charge option	What you pay	How it works
Managed-money program	There is no fee to invest or redeem units.	<ul style="list-style-type: none"> You and your financial security advisor agree on an advisory and management services fee of between 1.00% and 1.25% where the initial premium is between \$250,000 to \$499,999 and 0.50% to 1.25% where the initial premium is \$500,000 and over. The fee is deducted from your plan monthly based on the value of your plan. You can exchange to units of other funds under the contract at any time.

2. Ongoing expenses

The MER includes the management fee and operating expenses of the fund. The MER includes the insurance cost for the guarantee. You do not pay these expenses directly. They affect you because they reduce the return you get on your investment. For details about how the guarantee works, see your insurance contract.

Guarantee option	MER (Annual rate as a % of the fund's value)*
75% maturity and 75% death benefit guarantee	1.57

* Advisory and management services fee is not included in the MER.

Trailing commission

Canada Life pays the negotiated advisory and management services fee of up to 2% of the value of your investments for the services and advice provided to you for as long as you hold the fund.

3. Other fees

You may have to pay other fees when you redeem or exchange units of the fund.

Fee	What you pay
Short-term trading fee	Up to 2% of the value of units you redeem or exchange within 90 days of investing in the fund.

What if I change my mind?

You can change your mind and cancel the investment fund contract, the initial pre-authorized chequing premium or any lump-sum premium you apply to the policy by telling us in writing within two business days of the earlier of the date you received confirmation of the transaction or five business days after it is mailed to you.

Your cancellation request has to be in writing, which can include email or letter. The amount returned will be the lesser of the amount of the premium being cancelled or the value of the applicable units acquired on the day we process your request. The amount returned only applies to the specific transaction and will include a refund of any sales charges or other fees you paid.

For more information

The *Fund Facts* may not contain all the information you need. Please read the contract and the information folder or you may contact us at:

The Canada Life Assurance Company
 255 Dufferin Avenue
 London, ON N6A 4K1
 Web - www.canadalife.com
 Email - isp_customer_care@canadalife.com
 Telephone - 1-888-252-1847

EAFE Equity

Quick facts: **Date fund available:** December 12, 2000
Date fund created: November 8, 1994
Managed by: Putnam Investments Canada ULC

Total fund value: \$32,611,409
Portfolio turnover rate: 78.35%

Guarantee option	MER (%) ¹	Minimum AMS fee (%) ¹	MER plus minimum AMS fee (%) ¹	NAV (\$) ¹	UOS ¹
75% maturity and 75% death benefit guarantee	1.57	0.50	2.07	372.10	5,602

¹ The advisory and management services fee is between 1.00% and 1.25% where the initial premium is between \$250,000 and \$499,999 and 0.50% to 1.25% where the initial premium is \$500,000 and over. The percentage shown in this table applies to plans with \$500,000 and over.

¹ MER – Management expense ratio
NAV – Net asset value
AMS – Advisory and management services
UOS – Units outstanding

Minimum investment
•\$250,000

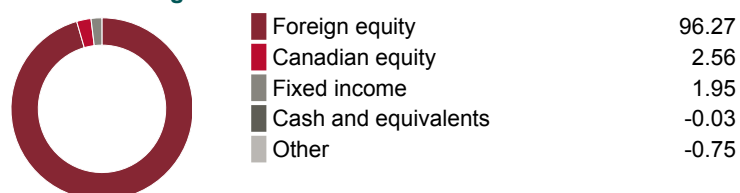
What does the fund invest in?

This segregated fund invests primarily in stocks outside of Canada and the U.S.

Top 10 investments

	Assets %
AstraZeneca PLC Shs	3.07
London Stock Exchange Group PLC Ord Gbp0.06918604	2.99
Compass Group PLC Ord Gbp0.1105	2.84
Linde PLC Shs	2.77
Mitsubishi UFJ Financial Group Inc. Com Stk	2.72
Siemens AG Siemens Agnamens Aktien O N	2.64
HOYA Corp. Com Stk	2.63
Iberdrola S.A. Iberdrola S A Acciones Por Desdoblamiento	2.59
ASML Holding N.V. Asml Holding N V	2.56
Sumitomo Mitsui Financial Group Inc. Shs	2.36
Total	27.16
Total investments:	62

Investment segmentation



Are there any guarantees?

This fund is being offered under an insurance contract. It comes with guarantees that may protect your investment if the markets go down. The MER includes the insurance cost for the guarantee. For details, please refer to the information folder and contract.

Who is this fund for?

A person who is investing for the longer term, seeking the growth potential of foreign stocks and is comfortable with moderate risk. Since the fund invests in stocks its value is affected by stock prices, which can rise and fall in a short period of time.

How has the fund performed?

This section tells you how the fund has performed over the past 10 years. Returns are after the MER has been deducted.

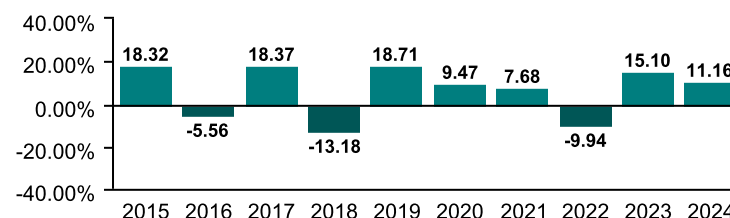
It's important to note that this doesn't tell you how the fund will perform in the future. Also, your actual return will depend on your personal tax situation.

Average return

A person who invested \$1,000 in the fund on December 31, 2014 would have \$1,851.79 on December 31, 2024. This works out to an average of 6.36% a year.

Year-by-year returns (%)

This chart shows how the fund has performed in each of the past 10 years. In the past 10 years, the fund was up in value 7 years and down in value 3 years.



How risky is it?

The risk rating for this fund is *Moderate*.



The value of your investments can go down. Please see the *Fund risks* section of the information folder for further details.

EAFE Equity

How much does it cost?

The following table shows the fees and expenses you could pay to invest in or redeem units of the fund.

1. Sales charges

Sales charge option	What you pay	How it works
Managed-money program	There is no fee to invest or redeem units.	<ul style="list-style-type: none"> You and your financial security advisor agree on an advisory and management services fee of between 1.00% and 1.25% where the initial premium is between \$250,000 to \$499,999 and 0.50% to 1.25% where the initial premium is \$500,000 and over. The fee is deducted from your plan monthly based on the value of your plan. You can exchange to units of other funds under the contract at any time.

2. Ongoing expenses

The MER includes the management fee and operating expenses of the fund. The MER includes the insurance cost for the guarantee. You do not pay these expenses directly. They affect you because they reduce the return you get on your investment. For details about how the guarantee works, see your insurance contract.

Guarantee option	MER (Annual rate as a % of the fund's value)*
75% maturity and 75% death benefit guarantee	1.57

* Advisory and management services fee is not included in the MER.

Trailing commission

Canada Life pays the negotiated advisory and management services fee of up to 2% of the value of your investments for the services and advice provided to you for as long as you hold the fund.

3. Other fees

You may have to pay other fees when you redeem or exchange units of the fund.

Fee	What you pay
Short-term trading fee	Up to 2% of the value of units you redeem or exchange within 90 days of investing in the fund.

What if I change my mind?

You can change your mind and cancel the investment fund contract, the initial pre-authorized chequing premium or any lump-sum premium you apply to the policy by telling us in writing within two business days of the earlier of the date you received confirmation of the transaction or five business days after it is mailed to you.

Your cancellation request has to be in writing, which can include email or letter. The amount returned will be the lesser of the amount of the premium being cancelled or the value of the applicable units acquired on the day we process your request. The amount returned only applies to the specific transaction and will include a refund of any sales charges or other fees you paid.

For more information

The *Fund Facts* may not contain all the information you need. Please read the contract and the information folder or you may contact us at:

The Canada Life Assurance Company
 255 Dufferin Avenue
 London, ON N6A 4K1
 Web - www.canadalife.com
 Email - isp_customer_care@canadalife.com
 Telephone - 1-888-252-1847

International Equity

Quick facts:
Date fund available: July 19, 2004
Date fund created: July 19, 2004
Managed by: JPMorgan Asset Management (Canada) Inc.

Total fund value: \$40,380,646
Portfolio turnover rate: 40.43%

Guarantee option	MER (%) ¹	Minimum AMS fee (%) ¹	MER plus minimum AMS fee (%) ¹	NAV (\$) ¹	UOS ¹
75% maturity and 75% death benefit guarantee	1.59	0.50	2.09	540.29	3,092

¹ The advisory and management services fee is between 1.00% and 1.25% where the initial premium is between \$250,000 and \$499,999 and 0.50% to 1.25% where the initial premium is \$500,000 and over. The percentage shown in this table applies to plans with \$500,000 and over.

¹ MER – Management expense ratio
NAV – Net asset value
AMS – Advisory and management services
UOS – Units outstanding

Minimum investment
•\$250,000

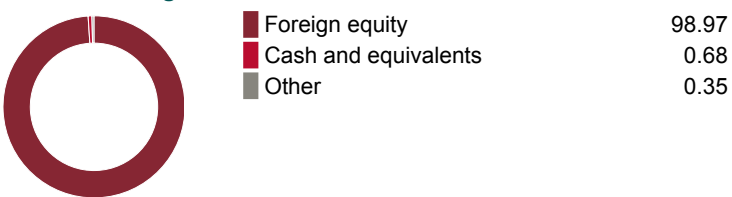
What does the fund invest in?

This segregated fund invests primarily in stocks outside of Canada and the U.S.

Top 10 investments

	Assets %
Sony Group Corp. Shs	3.08
ASML Holding N.V. Asml Holding N V	2.72
Deutsche Telekom AG Deutsche Telekom Agnamens Aktien O N	2.64
3i Group PLC Ord Gbp0.738636	2.49
DBS Group Holdings Ltd Dbs Group Holdings Ltd	2.33
AstraZeneca PLC Shs	2.33
Shell PLC Ord Sh	2.31
Novo Nordisk A/S Almindelig Aktie B	2.22
SAP SE SAP Seinhaber Aktien O N	2.20
RELX PLC Shs	2.15
Total	24.47
Total investments:	73

Investment segmentation



Are there any guarantees?

This fund is being offered under an insurance contract. It comes with guarantees that may protect your investment if the markets go down. The MER includes the insurance cost for the guarantee. For details, please refer to the information folder and contract.

Who is this fund for?

A person who is investing for the longer term, seeking the growth potential of foreign stocks and is comfortable with moderate risk. Since the fund invests in stocks its value is affected by stock prices, which can rise and fall in a short period of time.

How has the fund performed?

This section tells you how the fund has performed over the past 10 years. Returns are after the MER has been deducted.

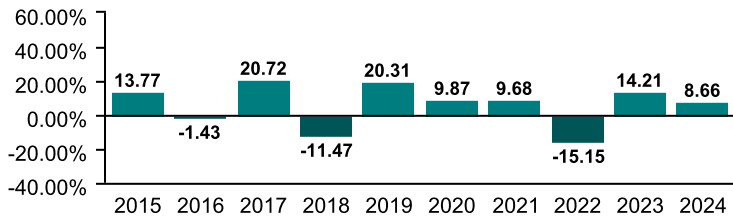
It's important to note that this doesn't tell you how the fund will perform in the future. Also, your actual return will depend on your personal tax situation.

Average return

A person who invested \$1,000 in the fund on December 31, 2014 would have \$1,829.44 on December 31, 2024. This works out to an average of 6.23% a year.

Year-by-year returns (%)

This chart shows how the fund has performed in each of the past 10 years. In the past 10 years, the fund was up in value 7 years and down in value 3 years.



How risky is it?

The risk rating for this fund is *Moderate*.



The value of your investments can go down. Please see the *Fund risks* section of the information folder for further details.

International Equity

How much does it cost?

The following table shows the fees and expenses you could pay to invest in or redeem units of the fund.

1. Sales charges

Sales charge option	What you pay	How it works
Managed-money program	There is no fee to invest or redeem units.	<ul style="list-style-type: none"> You and your financial security advisor agree on an advisory and management services fee of between 1.00% and 1.25% where the initial premium is between \$250,000 to \$499,999 and 0.50% to 1.25% where the initial premium is \$500,000 and over. The fee is deducted from your plan monthly based on the value of your plan. You can exchange to units of other funds under the contract at any time.

2. Ongoing expenses

The MER includes the management fee and operating expenses of the fund. The MER includes the insurance cost for the guarantee. You do not pay these expenses directly. They affect you because they reduce the return you get on your investment. For details about how the guarantee works, see your insurance contract.

Guarantee option	MER (Annual rate as a % of the fund's value)*
75% maturity and 75% death benefit guarantee	1.59

* Advisory and management services fee is not included in the MER.

Trailing commission

Canada Life pays the negotiated advisory and management services fee of up to 2% of the value of your investments for the services and advice provided to you for as long as you hold the fund.

3. Other fees

You may have to pay other fees when you redeem or exchange units of the fund.

Fee	What you pay
Short-term trading fee	Up to 2% of the value of units you redeem or exchange within 90 days of investing in the fund.

What if I change my mind?

You can change your mind and cancel the investment fund contract, the initial pre-authorized chequing premium or any lump-sum premium you apply to the policy by telling us in writing within two business days of the earlier of the date you received confirmation of the transaction or five business days after it is mailed to you.

Your cancellation request has to be in writing, which can include email or letter. The amount returned will be the lesser of the amount of the premium being cancelled or the value of the applicable units acquired on the day we process your request. The amount returned only applies to the specific transaction and will include a refund of any sales charges or other fees you paid.

For more information

The *Fund Facts* may not contain all the information you need. Please read the contract and the information folder or you may contact us at:

The Canada Life Assurance Company
 255 Dufferin Avenue
 London, ON N6A 4K1
 Web - www.canadalife.com
 Email - isp_customer_care@canadalife.com
 Telephone - 1-888-252-1847

International Stock

Quick facts: **Date fund available:** December 12, 2000
Date fund created: December 12, 2000
Managed by: Mackenzie Investments

Total fund value: \$1,169,373
Portfolio turnover rate: 7.00%

Guarantee option	MER (%) ¹	Minimum AMS fee (%) ¹	MER plus minimum AMS fee (%) ¹	NAV (\$) ¹	UOS ¹
75% maturity and 75% death benefit guarantee	1.51	0.50	2.01	263.49	124

¹ The advisory and management services fee is between 1.00% and 1.25% where the initial premium is between \$250,000 and \$499,999 and 0.50% to 1.25% where the initial premium is \$500,000 and over. The percentage shown in this table applies to plans with \$500,000 and over.

¹ MER – Management expense ratio
NAV – Net asset value
AMS – Advisory and management services
UOS – Units outstanding

Minimum investment
•\$250,000

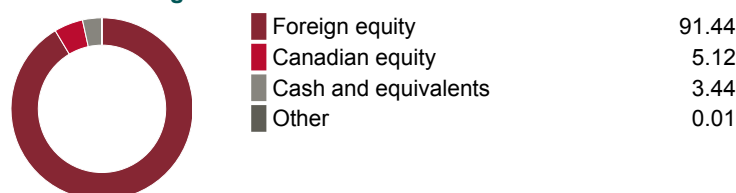
What does the fund invest in?

This segregated fund invests primarily in equities of international companies currently through the Mackenzie Ivy International Fund.

Top 10 investments (of the underlying fund)

	Assets %
Halma PLC	4.10
Compass Group PLC Ord Gbp0.1105	4.10
Admiral Group plc Ord Gbp0.001	4.09
Deutsche Boerse AG Deutsche Borse Agnamens Aktien O N	3.85
Brookfield Corporation VtgCl A	3.70
Reckitt Benckiser Group PLC Ord Gbp0.10	3.53
Brambles Ltd. Ordinary Fully Paid	3.44
Roche Holding AG Genusssch	3.33
Assa Abloy AB Share Ak B	3.24
Terumo Corp. Com Stk	2.94
Total	36.31
Total investments:	45

Investment segmentation



Are there any guarantees?

This fund is being offered under an insurance contract. It comes with guarantees that may protect your investment if the markets go down. The MER includes the insurance cost for the guarantee. For details, please refer to the information folder and contract.

Who is this fund for?

A person who is investing for the longer term, seeking the growth potential of international companies and is comfortable with moderate risk. Since the fund invests in stocks its value is affected by stock prices, which can rise and fall in a short period of time.

How has the fund performed?

This section tells you how the fund has performed over the past 10 years. Returns are after the MER has been deducted.

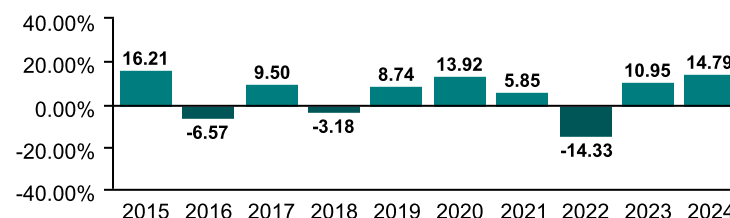
It's important to note that this doesn't tell you how the fund will perform in the future. Also, your actual return will depend on your personal tax situation.

Average return

A person who invested \$1,000 in the fund on December 31, 2014 would have \$1,647.06 on December 31, 2024. This works out to an average of 5.12% a year.

Year-by-year returns (%)

This chart shows how the fund has performed in each of the past 10 years. In the past 10 years, the fund was up in value 7 years and down in value 3 years.



How risky is it?

The risk rating for this fund is *Moderate*.



The value of your investments can go down. Please see the *Fund risks* section of the information folder for further details.

International Stock

How much does it cost?

The following table shows the fees and expenses you could pay to invest in or redeem units of the fund.

1. Sales charges

Sales charge option	What you pay	How it works
Managed-money program	There is no fee to invest or redeem units.	<ul style="list-style-type: none"> You and your financial security advisor agree on an advisory and management services fee of between 1.00% and 1.25% where the initial premium is between \$250,000 to \$499,999 and 0.50% to 1.25% where the initial premium is \$500,000 and over. The fee is deducted from your plan monthly based on the value of your plan. You can exchange to units of other funds under the contract at any time.

2. Ongoing expenses

The MER includes the management fee and operating expenses of the fund. The MER includes the insurance cost for the guarantee. You do not pay these expenses directly. They affect you because they reduce the return you get on your investment. For details about how the guarantee works, see your insurance contract.

Guarantee option	MER (Annual rate as a % of the fund's value)*
75% maturity and 75% death benefit guarantee	1.51

* Advisory and management services fee is not included in the MER.

Trailing commission

Canada Life pays the negotiated advisory and management services fee of up to 2% of the value of your investments for the services and advice provided to you for as long as you hold the fund.

3. Other fees

You may have to pay other fees when you redeem or exchange units of the fund.

Fee	What you pay
Short-term trading fee	Up to 2% of the value of units you redeem or exchange within 90 days of investing in the fund.

What if I change my mind?

You can change your mind and cancel the investment fund contract, the initial pre-authorized chequing premium or any lump-sum premium you apply to the policy by telling us in writing within two business days of the earlier of the date you received confirmation of the transaction or five business days after it is mailed to you.

Your cancellation request has to be in writing, which can include email or letter. The amount returned will be the lesser of the amount of the premium being cancelled or the value of the applicable units acquired on the day we process your request. The amount returned only applies to the specific transaction and will include a refund of any sales charges or other fees you paid.

For more information

The *Fund Facts* may not contain all the information you need. Please read the contract and the information folder or you may contact us at:

The Canada Life Assurance Company
 255 Dufferin Avenue
 London, ON N6A 4K1
 Web - www.canadalife.com
 Email - isp_customer_care@canadalife.com
 Telephone - 1-888-252-1847

International Growth

Quick facts:

Date fund available: December 12, 2000

Date fund created: November 25, 1997

Managed by: JPMorgan Asset Management (Canada) Inc.

Total fund value: \$77,671,078

Portfolio turnover rate: 25.91%

Guarantee option	MER (%) ¹	Minimum AMS fee (%) ¹	MER plus minimum AMS fee (%) ¹	NAV (\$) ¹	UOS ¹
75% maturity and 75% death benefit guarantee	1.75	0.50	2.25	460.70	700

¹ The advisory and management services fee is between 1.00% and 1.25% where the initial premium is between \$250,000 and \$499,999 and 0.50% to 1.25% where the initial premium is \$500,000 and over. The percentage shown in this table applies to plans with \$500,000 and over.

¹ MER – Management expense ratio
NAV – Net asset value
AMS – Advisory and management services
UOS – Units outstanding

Minimum investment
•\$250,000

What does the fund invest in?

This segregated fund invests primarily in stocks outside of Canada and the U.S.

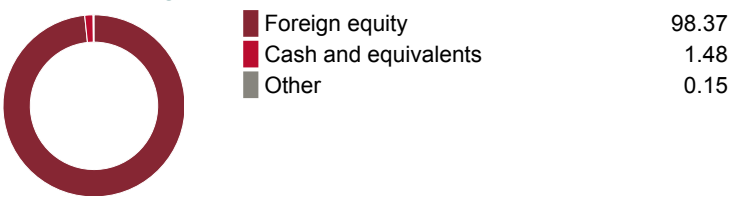
Top 10 investments

	Assets %
ASML Holding N.V. Asml Holding N V	4.39
Sony Group Corp. Shs	3.81
Novo Nordisk A/S Almindelig Aktie B	3.60
Safran SA Shs	3.48
Recruit Holdings Co. Ltd. Com Stk	3.16
RELX PLC Shs	3.03
InterContinental Hotels Group PLC Ord Gbp0.208521303	2.76
L'Air Liquide S.A. Air Liquide	2.76
London Stock Exchange Group PLC Ord Gbp0.06918604	2.60
3i Group PLC Ord Gbp0.738636	2.45
Total	32.06

Total investments:

65

Investment segmentation



Are there any guarantees?

This fund is being offered under an insurance contract. It comes with guarantees that may protect your investment if the markets go down. The MER includes the insurance cost for the guarantee. For details, please refer to the information folder and contract.

Who is this fund for?

A person who is investing for the longer term, seeking the growth potential of foreign stocks and is comfortable with moderate risk. Since the fund invests in stocks its value is affected by stock prices, which can rise and fall in a short period of time.

How has the fund performed?

This section tells you how the fund has performed over the past 10 years. Returns are after the MER has been deducted.

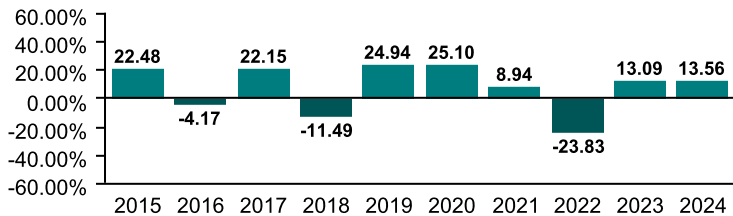
It's important to note that this doesn't tell you how the fund will perform in the future. Also, your actual return will depend on your personal tax situation.

Average return

A person who invested \$1,000 in the fund on December 31, 2014 would have \$2,113.39 on December 31, 2024. This works out to an average of 7.77% a year.

Year-by-year returns (%)

This chart shows how the fund has performed in each of the past 10 years. In the past 10 years, the fund was up in value 7 years and down in value 3 years.



How risky is it?

The risk rating for this fund is *Moderate*.



The value of your investments can go down. Please see the *Fund risks* section of the information folder for further details.

International Growth

How much does it cost?

The following table shows the fees and expenses you could pay to invest in or redeem units of the fund.

1. Sales charges

Sales charge option	What you pay	How it works
Managed-money program	There is no fee to invest or redeem units.	<ul style="list-style-type: none"> You and your financial security advisor agree on an advisory and management services fee of between 1.00% and 1.25% where the initial premium is between \$250,000 to \$499,999 and 0.50% to 1.25% where the initial premium is \$500,000 and over. The fee is deducted from your plan monthly based on the value of your plan. You can exchange to units of other funds under the contract at any time.

2. Ongoing expenses

The MER includes the management fee and operating expenses of the fund. The MER includes the insurance cost for the guarantee. You do not pay these expenses directly. They affect you because they reduce the return you get on your investment. For details about how the guarantee works, see your insurance contract.

Guarantee option	MER (Annual rate as a % of the fund's value)*
75% maturity and 75% death benefit guarantee	1.75

* Advisory and management services fee is not included in the MER.

Trailing commission

Canada Life pays the negotiated advisory and management services fee of up to 2% of the value of your investments for the services and advice provided to you for as long as you hold the fund.

3. Other fees

You may have to pay other fees when you redeem or exchange units of the fund.

Fee	What you pay
Short-term trading fee	Up to 2% of the value of units you redeem or exchange within 90 days of investing in the fund.

What if I change my mind?

You can change your mind and cancel the investment fund contract, the initial pre-authorized chequing premium or any lump-sum premium you apply to the policy by telling us in writing within two business days of the earlier of the date you received confirmation of the transaction or five business days after it is mailed to you.

Your cancellation request has to be in writing, which can include email or letter. The amount returned will be the lesser of the amount of the premium being cancelled or the value of the applicable units acquired on the day we process your request. The amount returned only applies to the specific transaction and will include a refund of any sales charges or other fees you paid.

For more information

The *Fund Facts* may not contain all the information you need. Please read the contract and the information folder or you may contact us at:

The Canada Life Assurance Company
 255 Dufferin Avenue
 London, ON N6A 4K1
 Web - www.canadalife.com
 Email - isp_customer_care@canadalife.com
 Telephone - 1-888-252-1847

European Equity

Quick facts:

Date fund available: December 12, 2000

Date fund created: November 25, 1997

Managed by: Setanta Asset Management Limited

Total fund value: \$5,724,542

Portfolio turnover rate: 14.21%

Guarantee option	MER (%) ¹	Minimum AMS fee (%) ¹	MER plus minimum AMS fee (%) ¹	NAV (\$) ¹	UOS ¹
75% maturity and 75% death benefit guarantee	1.59	0.50	2.09	368.61	289

¹ The advisory and management services fee is between 1.00% and 1.25% where the initial premium is between \$250,000 and \$499,999 and 0.50% to 1.25% where the initial premium is \$500,000 and over. The percentage shown in this table applies to plans with \$500,000 and over.

¹ MER – Management expense ratio
NAV – Net asset value
AMS – Advisory and management services
UOS – Units outstanding

Minimum investment
•\$250,000

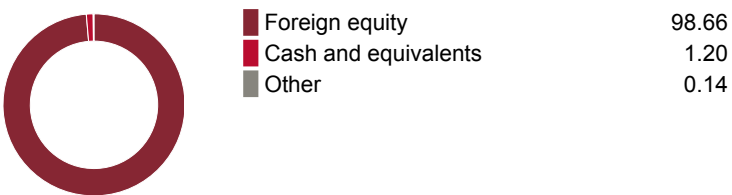
What does the fund invest in?

This segregated fund invests primarily in companies located or active in Europe.

Top 10 investments

	Assets %
DCC plc Ordinary Shares	5.98
Booking Holdings Inc.	5.87
CRH PLC Shs	5.82
Sanofi Ord	4.80
EssilorLuxottica Shs	4.56
Novartis AG Namen Akt	4.54
Adidas AG Adidas Agnamens Aktien O N	4.04
Deutsche Boerse AG Deutsche Borse Agnamens Aktien O N	3.88
Ericsson (Telefonaktiebolaget L.M.)-B -	3.81
Alcon Inc. ADR Act Nom	3.80
Total	47.10
Total investments:	31

Investment segmentation



Are there any guarantees?

This fund is being offered under an insurance contract. It comes with guarantees that may protect your investment if the markets go down. The MER includes the insurance cost for the guarantee. For details, please refer to the information folder and contract.

Who is this fund for?

A person who is investing for the longer term, seeking the growth potential of European companies and is comfortable with moderate risk. Since the fund invests in stocks its value is affected by stock prices, which can rise and fall in a short period of time.

How has the fund performed?

This section tells you how the fund has performed over the past 10 years. Returns are after the MER has been deducted.

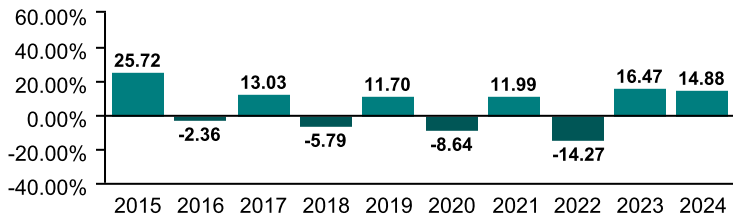
It's important to note that this doesn't tell you how the fund will perform in the future. Also, your actual return will depend on your personal tax situation.

Average return

A person who invested \$1,000 in the fund on December 31, 2014 would have \$1,713.54 on December 31, 2024. This works out to an average of 5.53% a year.

Year-by-year returns (%)

This chart shows how the fund has performed in each of the past 10 years. In the past 10 years, the fund was up in value 6 years and down in value 4 years.



How risky is it?

The risk rating for this fund is *Moderate*.



The value of your investments can go down. Please see the *Fund risks* section of the information folder for further details.

European Equity

How much does it cost?

The following table shows the fees and expenses you could pay to invest in or redeem units of the fund.

1. Sales charges

Sales charge option	What you pay	How it works
Managed-money program	There is no fee to invest or redeem units.	<ul style="list-style-type: none"> You and your financial security advisor agree on an advisory and management services fee of between 1.00% and 1.25% where the initial premium is between \$250,000 to \$499,999 and 0.50% to 1.25% where the initial premium is \$500,000 and over. The fee is deducted from your plan monthly based on the value of your plan. You can exchange to units of other funds under the contract at any time.

2. Ongoing expenses

The MER includes the management fee and operating expenses of the fund. The MER includes the insurance cost for the guarantee. You do not pay these expenses directly. They affect you because they reduce the return you get on your investment. For details about how the guarantee works, see your insurance contract.

Guarantee option	MER (Annual rate as a % of the fund's value)*
75% maturity and 75% death benefit guarantee	1.59

* Advisory and management services fee is not included in the MER.

Trailing commission

Canada Life pays the negotiated advisory and management services fee of up to 2% of the value of your investments for the services and advice provided to you for as long as you hold the fund.

3. Other fees

You may have to pay other fees when you redeem or exchange units of the fund.

Fee	What you pay
Short-term trading fee	Up to 2% of the value of units you redeem or exchange within 90 days of investing in the fund.

What if I change my mind?

You can change your mind and cancel the investment fund contract, the initial pre-authorized chequing premium or any lump-sum premium you apply to the policy by telling us in writing within two business days of the earlier of the date you received confirmation of the transaction or five business days after it is mailed to you.

Your cancellation request has to be in writing, which can include email or letter. The amount returned will be the lesser of the amount of the premium being cancelled or the value of the applicable units acquired on the day we process your request. The amount returned only applies to the specific transaction and will include a refund of any sales charges or other fees you paid.

For more information

The *Fund Facts* may not contain all the information you need. Please read the contract and the information folder or you may contact us at:

The Canada Life Assurance Company
 255 Dufferin Avenue
 London, ON N6A 4K1
 Web - www.canadalife.com
 Email - isp_customer_care@canadalife.com
 Telephone - 1-888-252-1847

Far East Equity

Quick facts: **Date fund available:** December 12, 2000
Date fund created: November 25, 1997
Managed by: Canada Life Asset Management

Total fund value: \$5,207,449
Portfolio turnover rate: 31.07%

Guarantee option	MER (%) ¹	Minimum AMS fee (%) ¹	MER plus minimum AMS fee (%) ¹	NAV (\$) ¹	UOS ¹
75% maturity and 75% death benefit guarantee	1.62	0.50	2.12	573.36	44

¹ The advisory and management services fee is between 1.00% and 1.25% where the initial premium is between \$250,000 and \$499,999 and 0.50% to 1.25% where the initial premium is \$500,000 and over. The percentage shown in this table applies to plans with \$500,000 and over.

¹ MER – Management expense ratio
NAV – Net asset value
AMS – Advisory and management services
UOS – Units outstanding

Minimum investment
•\$250,000

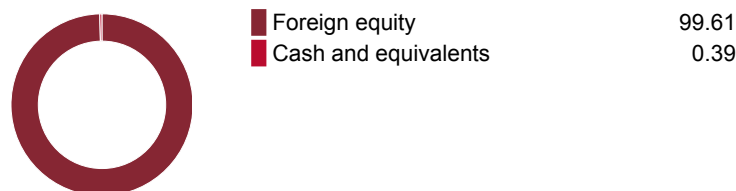
What does the fund invest in?

This segregated fund invests primarily in companies located or active in Asia or the Pacific Rim.

Top 10 investments

	Assets %
Xtrackers MSCI India Swap UCITS ETF	9.45
Taiwan Semiconductor Manufacturing Co. Ltd. Twse Listed Stocks	9.05
Tencent Holdings Ltd.Par New Hkd 0.00002	4.59
Samsung Electronics Co. Ltd. Samsungelectronics	3.27
iShares Core CSI 300 ETF	3.23
Alibaba Group Holding Ltd.New	3.22
MediaTek Inc. Twse Listed Stocks	2.38
Commonwealth Bank of Australia Ordinary Fully Paid	2.12
Amundi MSCI India UCITS ETF	2.05
BHP Group Ltd. Ordinary Fully Paid	1.96
Total	41.33
Total investments:	244

Investment segmentation



Are there any guarantees?

This fund is being offered under an insurance contract. It comes with guarantees that may protect your investment if the markets go down. The MER includes the insurance cost for the guarantee. For details, please refer to the information folder and contract.

Who is this fund for?

A person who is investing for the longer term, seeking the growth potential of Asian and Pacific Rim companies and is comfortable with moderate to high risk. Since the fund invests in stocks its value is affected by stock prices, which can rise and fall in a short period of time.

Notes

In October 2015 Canada Life Asset Management Limited assumed portfolio management responsibilities from AGF Investments Inc. The performance before that date was achieved under the previous investment manager. No other changes were made to the segregated fund.

How has the fund performed?

This section tells you how the fund has performed over the past 10 years. Returns are after the MER has been deducted.

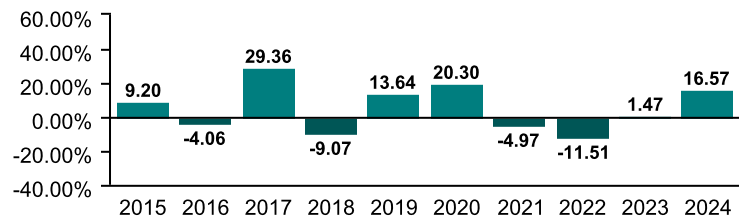
It's important to note that this doesn't tell you how the fund will perform in the future. Also, your actual return will depend on your personal tax situation.

Average return

A person who invested \$1,000 in the fund on December 31, 2014 would have \$1,675.78 on December 31, 2024. This works out to an average of 5.30% a year.

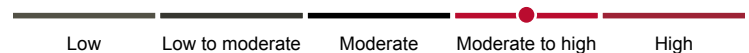
Year-by-year returns (%)

This chart shows how the fund has performed in each of the past 10 years. In the past 10 years, the fund was up in value 6 years and down in value 4 years.



How risky is it?

The risk rating for this fund is *Moderate to high*.



The value of your investments can go down. Please see the *Fund risks* section of the information folder for further details.

Far East Equity

How much does it cost?

The following table shows the fees and expenses you could pay to invest in or redeem units of the fund.

1. Sales charges

Sales charge option	What you pay	How it works
Managed-money program	There is no fee to invest or redeem units.	<ul style="list-style-type: none"> You and your financial security advisor agree on an advisory and management services fee of between 1.00% and 1.25% where the initial premium is between \$250,000 to \$499,999 and 0.50% to 1.25% where the initial premium is \$500,000 and over. The fee is deducted from your plan monthly based on the value of your plan. You can exchange to units of other funds under the contract at any time.

2. Ongoing expenses

The MER includes the management fee and operating expenses of the fund. The MER includes the insurance cost for the guarantee. You do not pay these expenses directly. They affect you because they reduce the return you get on your investment. For details about how the guarantee works, see your insurance contract.

Guarantee option	MER (Annual rate as a % of the fund's value)*
75% maturity and 75% death benefit guarantee	1.62

* Advisory and management services fee is not included in the MER.

Trailing commission

Canada Life pays the negotiated advisory and management services fee of up to 2% of the value of your investments for the services and advice provided to you for as long as you hold the fund.

3. Other fees

You may have to pay other fees when you redeem or exchange units of the fund.

Fee	What you pay
Short-term trading fee	Up to 2% of the value of units you redeem or exchange within 90 days of investing in the fund.

What if I change my mind?

You can change your mind and cancel the investment fund contract, the initial pre-authorized chequing premium or any lump-sum premium you apply to the policy by telling us in writing within two business days of the earlier of the date you received confirmation of the transaction or five business days after it is mailed to you.

Your cancellation request has to be in writing, which can include email or letter. The amount returned will be the lesser of the amount of the premium being cancelled or the value of the applicable units acquired on the day we process your request. The amount returned only applies to the specific transaction and will include a refund of any sales charges or other fees you paid.

For more information

The *Fund Facts* may not contain all the information you need. Please read the contract and the information folder or you may contact us at:

The Canada Life Assurance Company
 255 Dufferin Avenue
 London, ON N6A 4K1
 Web - www.canadalife.com
 Email - isp_customer_care@canadalife.com
 Telephone - 1-888-252-1847

Emerging Markets Equity

Quick facts: **Date fund available:** December 12, 2000
Date fund created: December 12, 2000
Managed by: Mackenzie Investments

Total fund value: \$80,115,178
Portfolio turnover rate: 24.08%

Guarantee option	MER (%) ¹	Minimum AMS fee (%) ¹	MER plus minimum AMS fee (%) ¹	NAV (\$) ¹	UOS ¹
75% maturity and 75% death benefit guarantee	1.74	0.50	2.24	902.91	1,296

¹ The advisory and management services fee is between 1.00% and 1.25% where the initial premium is between \$250,000 and \$499,999 and 0.50% to 1.25% where the initial premium is \$500,000 and over. The percentage shown in this table applies to plans with \$500,000 and over.

¹ MER – Management expense ratio
 NAV – Net asset value
 AMS – Advisory and management services
 UOS – Units outstanding

Minimum investment
 •\$250,000

What does the fund invest in?

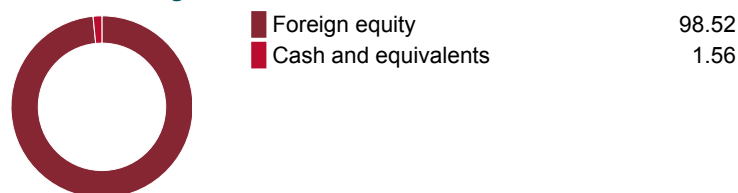
This segregated fund invests primarily in equities of companies operating in emerging markets currently through the Mackenzie Emerging Markets Fund.

Top 10 investments (of the underlying fund)

	Assets %
Taiwan Semiconductor Manufacturing Co. Ltd. Twse Listed Stocks	10.28
Tencent Holdings Ltd.Par New Hkd 0.00002	5.01
Hon Hai Precision Industry Co. Ltd. Twse Listed Stocks	2.25
China Tower Corporation Limited China Tower Registered Shares H 00788	1.83
Geely Automobile Holdings Ltd. Shs	1.82
AAC Technologies Holdings Inc.New	1.81
Sunny Optical Technology (Group) Company Limited Shs	1.78
Pop Mart International Group Limited Usd Ord Shs	1.76
Kia Corp. Kiamotors	1.75
HD Korea Shipbuilding & Offshore Engineering Co., Ltd. Korea Shipbuilding & Offshore Engineering	1.75

Total 30.04
Total investments: 138

Investment segmentation



Are there any guarantees?

This fund is being offered under an insurance contract. It comes with guarantees that may protect your investment if the markets go down. The MER includes the insurance cost for the guarantee. For details, please refer to the information folder and contract.

Who is this fund for?

A person who is investing for the longer term, seeking the growth potential of companies in the emerging markets and is comfortable with moderate to high risk. Since the fund invests in stocks its value is affected by stock prices, which can rise and fall in a short period of time.

How has the fund performed?

This section tells you how the fund has performed over the past 10 years. Returns are after the MER has been deducted.

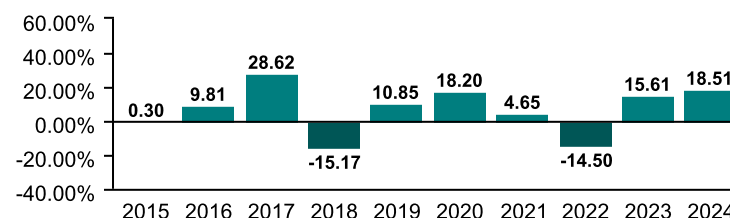
It's important to note that this doesn't tell you how the fund will perform in the future. Also, your actual return will depend on your personal tax situation.

Average return

A person who invested \$1,000 in the fund on December 31, 2014 would have \$1,930.30 on December 31, 2024. This works out to an average of 6.80% a year.

Year-by-year returns (%)

This chart shows how the fund has performed in each of the past 10 years. In the past 10 years, the fund was up in value 8 years and down in value 2 years.



How risky is it?

The risk rating for this fund is *Moderate to high*.



The value of your investments can go down. Please see the *Fund risks* section of the information folder for further details.

Emerging Markets Equity

How much does it cost?

The following table shows the fees and expenses you could pay to invest in or redeem units of the fund.

1. Sales charges

Sales charge option	What you pay	How it works
Managed-money program	There is no fee to invest or redeem units.	<ul style="list-style-type: none"> You and your financial security advisor agree on an advisory and management services fee of between 1.00% and 1.25% where the initial premium is between \$250,000 to \$499,999 and 0.50% to 1.25% where the initial premium is \$500,000 and over. The fee is deducted from your plan monthly based on the value of your plan. You can exchange to units of other funds under the contract at any time.

2. Ongoing expenses

The MER includes the management fee and operating expenses of the fund. The MER includes the insurance cost for the guarantee. You do not pay these expenses directly. They affect you because they reduce the return you get on your investment. For details about how the guarantee works, see your insurance contract.

Guarantee option	MER (Annual rate as a % of the fund's value)*
75% maturity and 75% death benefit guarantee	1.74

* Advisory and management services fee is not included in the MER.

Trailing commission

Canada Life pays the negotiated advisory and management services fee of up to 2% of the value of your investments for the services and advice provided to you for as long as you hold the fund.

3. Other fees

You may have to pay other fees when you redeem or exchange units of the fund.

Fee	What you pay
Short-term trading fee	Up to 2% of the value of units you redeem or exchange within 90 days of investing in the fund.

What if I change my mind?

You can change your mind and cancel the investment fund contract, the initial pre-authorized chequing premium or any lump-sum premium you apply to the policy by telling us in writing within two business days of the earlier of the date you received confirmation of the transaction or five business days after it is mailed to you.

Your cancellation request has to be in writing, which can include email or letter. The amount returned will be the lesser of the amount of the premium being cancelled or the value of the applicable units acquired on the day we process your request. The amount returned only applies to the specific transaction and will include a refund of any sales charges or other fees you paid.

For more information

The *Fund Facts* may not contain all the information you need. Please read the contract and the information folder or you may contact us at:

The Canada Life Assurance Company
 255 Dufferin Avenue
 London, ON N6A 4K1
 Web - www.canadalife.com
 Email - isp_customer_care@canadalife.com
 Telephone - 1-888-252-1847

Global Resources

Quick facts: **Date fund available:** December 12, 2000
Date fund created: January 23, 1996
Managed by: Mackenzie Investments

Total fund value: \$20,014,352
Portfolio turnover rate: 44.42%

Guarantee option	MER (%) ¹	Minimum AMS fee (%) ¹	MER plus minimum AMS fee (%) ¹	NAV (\$) ¹	UOS ¹
75% maturity and 75% death benefit guarantee	1.70	0.50	2.20	911.46	435

¹ The advisory and management services fee is between 1.00% and 1.25% where the initial premium is between \$250,000 and \$499,999 and 0.50% to 1.25% where the initial premium is \$500,000 and over. The percentage shown in this table applies to plans with \$500,000 and over.

¹ MER – Management expense ratio
NAV – Net asset value
AMS – Advisory and management services
UOS – Units outstanding

Minimum investment
•\$250,000

What does the fund invest in?

This segregated fund invests in global companies engaged in the energy and natural resource industries.

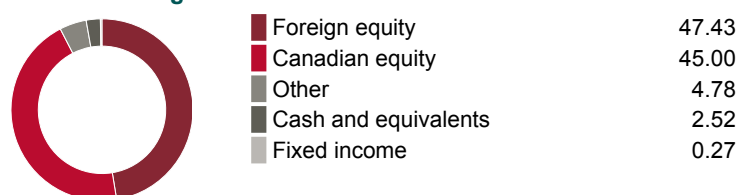
Top 10 investments

	Assets %
Tourmaline Oil Corp.	4.36
Shell PLC Repstg Ord Sh	4.00
TotalEnergies SE	3.47
Advantage Energy Ltd.	3.28
Williams Cos. Inc. (The)	3.13
BP PLC	3.09
Endeavour Mining PLC Shs	2.79
Canadian Natural Resources Ltd.	2.46
Interfor Corporation	2.38
Heidelberg Materials AG Shs	2.18
Total	31.13

Total investments:

105

Investment segmentation



Are there any guarantees?

This fund is being offered under an insurance contract. It comes with guarantees that may protect your investment if the markets go down. The MER includes the insurance cost for the guarantee. For details, please refer to the information folder and contract.

Who is this fund for?

A person who is investing for the longer term, seeking the growth potential of companies operating in the natural resource industries and is comfortable with higher risk due to investing solely in this one economic sector.

Notes

In October 2015 GLC Asset Management Group Ltd. assumed portfolio management responsibilities from AGF Investments Inc. In January 2021 Mackenzie Investments assumed portfolio management responsibilities from GLC Asset Management Group Ltd. and in May 2021 the fund objective changed from investing primarily in Canadian resource companies to global resource companies. The performance prior to the above dates were achieved under previous managers and/or investment objective.

How has the fund performed?

This section tells you how the fund has performed over the past 10 years. Returns are after the MER has been deducted.

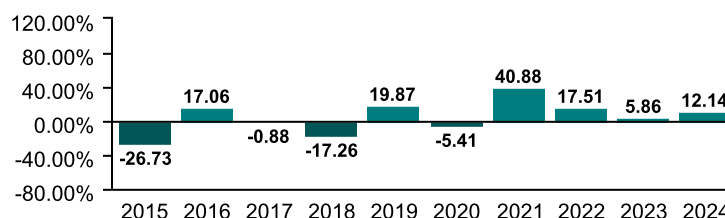
It's important to note that this doesn't tell you how the fund will perform in the future. Also, your actual return will depend on your personal tax situation.

Average return

A person who invested \$1,000 in the fund on December 31, 2014 would have \$1,567.11 on December 31, 2024. This works out to an average of 4.59% a year.

Year-by-year returns (%)

This chart shows how the fund has performed in each of the past 10 years. In the past 10 years, the fund was up in value 6 years and down in value 4 years.



How risky is it?

The risk rating for this fund is *High*.



The value of your investments can go down. Please see the *Fund risks* section of the information folder for further details.

Global Resources

How much does it cost?

The following table shows the fees and expenses you could pay to invest in or redeem units of the fund.

1. Sales charges

Sales charge option	What you pay	How it works
Managed-money program	There is no fee to invest or redeem units.	<ul style="list-style-type: none"> You and your financial security advisor agree on an advisory and management services fee of between 1.00% and 1.25% where the initial premium is between \$250,000 to \$499,999 and 0.50% to 1.25% where the initial premium is \$500,000 and over. The fee is deducted from your plan monthly based on the value of your plan. You can exchange to units of other funds under the contract at any time.

2. Ongoing expenses

The MER includes the management fee and operating expenses of the fund. The MER includes the insurance cost for the guarantee. You do not pay these expenses directly. They affect you because they reduce the return you get on your investment. For details about how the guarantee works, see your insurance contract.

Guarantee option	MER (Annual rate as a % of the fund's value)*
75% maturity and 75% death benefit guarantee	1.70

* Advisory and management services fee is not included in the MER.

Trailing commission

Canada Life pays the negotiated advisory and management services fee of up to 2% of the value of your investments for the services and advice provided to you for as long as you hold the fund.

3. Other fees

You may have to pay other fees when you redeem or exchange units of the fund.

Fee	What you pay
Short-term trading fee	Up to 2% of the value of units you redeem or exchange within 90 days of investing in the fund.

What if I change my mind?

You can change your mind and cancel the investment fund contract, the initial pre-authorized chequing premium or any lump-sum premium you apply to the policy by telling us in writing within two business days of the earlier of the date you received confirmation of the transaction or five business days after it is mailed to you.

Your cancellation request has to be in writing, which can include email or letter. The amount returned will be the lesser of the amount of the premium being cancelled or the value of the applicable units acquired on the day we process your request. The amount returned only applies to the specific transaction and will include a refund of any sales charges or other fees you paid.

For more information

The *Fund Facts* may not contain all the information you need. Please read the contract and the information folder or you may contact us at:

The Canada Life Assurance Company
 255 Dufferin Avenue
 London, ON N6A 4K1
 Web - www.canadalife.com
 Email - isp_customer_care@canadalife.com
 Telephone - 1-888-252-1847



Visit canadalife.com

Toll-free phone: 1-888-252-1847

Canada Life and design are trademarks of The Canada Life Assurance Company.

70-0625 – 5/25