

Far East Equity

Quick facts: **Date fund available:** August 22, 2001
Date fund created: August 22, 2001
Managed by: Keyridge Asset Management Limited

Total fund value: \$15,552,332
Portfolio turnover rate: 26.25%

Guarantee level	MER (%) ¹	NAV (\$) ¹	UOS ¹
<i>Generations</i>	3.25	22.92	277,092
<i>Generations I</i>	3.11	25.67	35,697
<i>Generations II</i>	3.58	16.02	38,906
<i>Generations Core</i>	2.95	18.05	24,893

¹ MER – Management expense ratio
 NAV – Net asset value
 UOS - Units outstanding

Minimum investment
 Non-registered and RRSP policies: \$1,000 lump sum or monthly pre-authorized chequing (PAC) of \$50
 RRIF policies: \$10,000

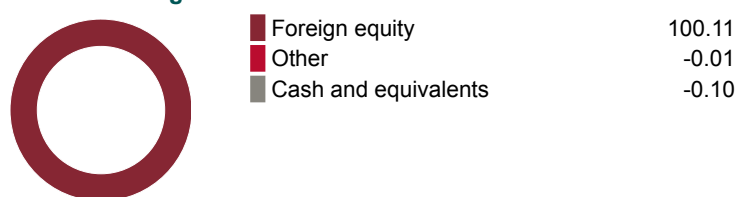
What does the fund invest in?

This segregated fund invests primarily in companies located in Asia.

Top 10 investments

	Assets %
Taiwan Semiconductor Manufacturing Co. Ltd. Twse Listed Stocks	9.48
Xtrackers MSCI India Swap UCITS ETF	7.23
Tencent Holdings Ltd.Par New Hkd 0.00002	5.00
Alibaba Group Holding Ltd.New	4.55
SK hynix Inc. Shs	3.79
Samsung Electronics Co. Ltd. Samsungelectronics	3.19
Delta Electronics Inc. Twse Listed Stocks	2.95
SK Square Co., Ltd. Shs	2.03
BHP Group Ltd. Ordinary Fully Paid	1.84
China Construction Bank Corp.-H -	1.83
Total	41.89
Total investments:	248

Investment segmentation



Are there any guarantees?

This fund is being offered under an insurance contract. It comes with guarantees that may protect your investment if the markets go down. The MER includes the insurance cost for the guarantee. For details, please refer to the information folder and contract.

Who is this fund for?

A person who is investing for the longer term, seeking the growth potential of Asian companies, but not including Japanese companies, and is comfortable with high risk. Since the fund invests in stocks its value is affected by stock prices, which can rise and fall in a short period of time.

Notes

As of October 1, 2025, through a corporate reorganization, Keyridge Asset Management Limited assumed portfolio management responsibilities from Canada Life Asset Management. No other changes were made to the segregated fund.

How has the fund performed?

This section tells you how the fund has performed over the past 10 years under a *Generations* guarantee level, which represents the longest retail performance history available for the fund. The returns for other guarantee levels will vary. Returns are after the fund expense ratio (FER) has been deducted.

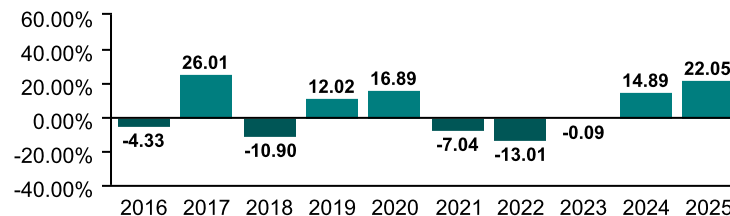
It's important to note that this doesn't tell you how the fund will perform in the future. Also, your actual return will depend on the guarantee level you choose and on your personal tax situation.

Average return

A person who invested \$1,000 in the fund under a *Generations* guarantee level on December 31, 2015 would have \$1,593.53 on December 31, 2025. This works out to an average of 4.77% a year.

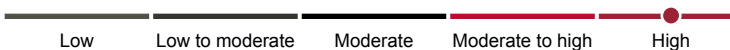
Year-by-year returns (%)

This chart shows how the fund, under a *Generations* guarantee level, has performed in each of the past 10 years. In the past 10 years, the fund was up in value 5 years and down in value 5 years.



How risky is it?

The risk rating for this fund is *High*.



The value of your investments can go down. Please see the *Fund risks* section of the information folder for further details.

Far East Equity

How much does it cost?

The following table shows the fees and expenses you could pay to invest in or redeem units of the fund and will depend on the sales charge option you choose.

1. Sales charges

Sales charge option	What you pay	How it works
Deferred sales charge (DSC) option As of June 1, 2023, the deferred sales charge option is only available for new contributions received from existing policyowners or for internal transfers as per our administrative guidelines.	If you redeem units within: <ul style="list-style-type: none"> • 1 year of investing, you pay 4.50% • 2 years of investing, you pay 4.50% • 3 years of investing, you pay 4.00% • 4 years of investing, you pay 3.50% • 5 years of investing, you pay 3.00% • 6 years of investing, you pay 2.50% • 7 years of investing, you pay 1.50% • After 7 years, you pay 0.00% 	<ul style="list-style-type: none"> • When you invest, Canada Life pays a commission of up to 5%. Any DSC you pay goes to Canada Life. • The DSC is a set rate. It is deducted from the amount you withdraw. • You cannot switch to units under the no-load option. • You can redeem up to 10% (20% for RRIF type policies) of the value of your units each year without paying a DSC. • The DSC fee schedule is based on the date you invested the premium.
No-load option	There is no fee to invest or redeem units.	<ul style="list-style-type: none"> • You can redeem units without paying a DSC. • You cannot switch to units under the DSC option.

2. Ongoing expenses

The fund expense ratio (FER) is the sum of the management expense ratio (MER) and the trading expense ratio (TER) and is payable from the assets of the segregated fund. You don't pay these directly, but they will reduce the return on your investment.

The MER includes the management fee and operating expenses of the fund as well as the insurance cost for the guarantee. The MER also includes a fee that is paid to your advisor for the services and advice provided to you.

The TER includes the trading commissions and other portfolio transaction costs.

Available additional guarantee options are subject to the following fees. You have to pay for these as set out below and this cost isn't included in the MER, TER or FER. For details about how the guarantees work, see your contract and information folder.

Guarantee level	MER (%) ¹	TER (%) ¹	FER (%) ^{1, 2}
<i>Generations</i>	3.25	0.05	3.30
<i>Generations I</i>	3.11	0.05	3.16
<i>Generations II</i>	3.58	0.05	3.63
<i>Generations Core</i>	2.95	0.05	3.00
Additional costs (%)			
Guarantee level	Death benefit guarantee reset option		Maturity guarantee reset option
<i>Generations II</i>	0.21		0.27

¹Annual rate as a % of the fund's value.

²The fund expense ratio (FER) is the sum of the management expense ratio (MER) and the trading expense ratio (TER).

Notes: We are reporting the most recently available information in the MER, TER and FER.

Trailing commission

Canada Life pays a trailing commission for the services and advice provided to you. The trailing commission is paid out of the management fee for as long as you hold the fund. The rate depends on the sales charge option you choose.

Sales charge option	Trailing commission
Deferred sales charge (DSC) option	Up to 1% of the value of your investment each year.
No-load option	Up to 0.50% of the value of your investment each year.

Far East Equity

3. Other fees

You may have to pay other fees when you redeem or switch units of the fund.

Fee	What you pay
Short-term trading fee	Up to 2% of the value of units you redeem or switch within 90 days of investing in the fund.
Switch fee	You may make up to 12 free switches in each calendar year and after that you may be charged a fee.

What if I change my mind?

You can change your mind and cancel the segregated fund policy, the initial pre-authorized chequing premium or any lump-sum premium you apply to the policy by telling us in writing within two business days of the earlier of the date you received confirmation of the transaction or five business days after it is mailed to you.

Your cancellation request has to be in writing, which can include email or letter. The amount returned will be the lesser of the amount of the premium being cancelled or the value of the applicable units acquired on the day we process your request. The amount returned only applies to the specific transaction and will include a refund of any sales charges or other fees you paid.

For more information

The *Fund Facts* may not contain all the information you need. Please read the contract and the information folder or you may contact us at:

The Canada Life Assurance Company
255 Dufferin Avenue
London, ON N6A 4K1
Web - www.canadalife.com
Email - isp_customer_care@canadalife.com
Telephone - 1-888-252-1847