

# Emerging Markets Concentrated Equity

**Quick facts:** **Date fund available:** June 17, 2019  
**Date fund created:** June 17, 2019  
**Managed by:** Northcape Capital

**Total fund value:** \$47,151,345  
**Portfolio turnover rate:** 14.10%

Guarantee policy: Maturity / death benefit (%) :	75 / 75			75 / 100		
Series	MER (%) <sup>1</sup>	NAV (\$) <sup>1</sup>	UOS <sup>1</sup>	MER (%) <sup>1</sup>	NAV (\$) <sup>1</sup>	UOS <sup>1</sup>
Preferred series 2: FEL option <sup>1</sup>	--	18.84	274,508	--	18.84	64,027

Segregated funds offered under the preferred series 2 policy do not have a MER as all investment management fees, operating expenses, and advisory and management service (AMS) fees and applicable taxes are paid directly by you. These costs are set out in your fee agreement – see the *Fees and expenses* section of the information folder for more details and discuss with your advisor. See the section *Ongoing expenses* below for further details.

<sup>1</sup> FEL - Front-end load  
 MER - Management expense ratio  
 NAV - Net asset value  
 UOS - Units outstanding

**Minimum investment**  
 Non-registered, RRSP and TFSA policies: \$500 initial or pre-authorized chequing (PAC) of \$25  
 RRIF policies: \$10,000 initial

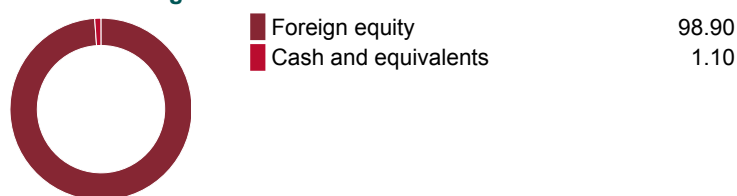
## What does the fund invest in?

This segregated fund invests primarily in equities of companies operating in emerging markets currently through the Canada Life Emerging Markets Concentrated Equity mutual fund.

### Top 10 investments (of the underlying fund)

	Assets %
Taiwan Semiconductor Manufacturing Co. Ltd. Twse Listed Stocks	9.93
Maruti Suzuki India Limited Eq	6.47
Grupo Aeroportuario del Pacifico S.A.B. de C.V. Sponsored Ads Repstg 10 Ser B Shs	5.03
HDFC Bank Ltd. ADR Adr Repstg 3 Shs	4.98
PT Bank Central Asia Tbk Bank Central Asia Tbk	4.78
Bharti Airtel Ltd. Eq New Fv Rs 5	4.77
Samsung Electronics Co. Ltd. Samsungelectronics	4.53
Fomento Economico Mexicano S.A.B. de C.V. Repstg Unit 1 Ser B Sh	4.53
Dino Polska S.A. Dino Polska Sa	4.51
Rede D'Or Sao Luiz S.A. Registered Shares Ordinary Nov 2020	4.28
<b>Total</b>	<b>53.82</b>
<b>Total investments:</b>	<b>32</b>

### Investment segmentation



## Are there any guarantees?

This fund is being offered under an insurance contract. It comes with guarantees that may protect your investment if the markets go down. The insurance cost for the guarantee is included in the investment management fee. For details, please refer to the information folder and contract.

## Who is this fund for?

A person who is investing for the longer term, is seeking the growth potential of companies in the emerging markets and is comfortable with moderate to high risk. Since the fund invests in stocks its value is affected by stock prices, which can rise and fall in a short period of time.

## How has the fund performed?

This section tells you how the fund has performed over the past 6 years for a policyowner who chose the 75/75 guarantee policy. Returns are after the fund expense ratio (FER) has been deducted.

Segregated funds offered under the preferred series 2 policy do not deduct a MER but you pay fees that you agree to in your fee agreement directly – these fees are not reflected in the returns shown here, but will reduce your policy's rate of return. See the *Ongoing expenses* section below for details.

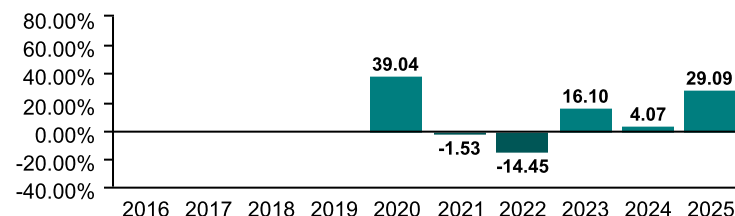
It's important to note that this doesn't tell you how the fund will perform in the future. Also, your actual return will depend on the guarantee policy you choose and your personal tax situation.

### Average return

A person who invested \$1,000 in the fund on June 17, 2019 would have \$1,884.16 on December 31, 2025. This works out to an average of 10.17% a year.

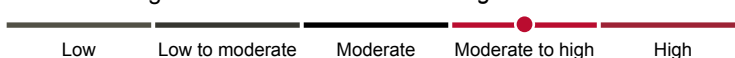
### Year-by-year returns (%)

This chart shows how the fund has performed in each of the past 6 years. In the past 6 years, the fund was up in value 4 years and down in value 2 years.



## How risky is it?

The risk rating for this fund is *Moderate to high*.



The value of your investments can go down. Please see the *Fund risks* section of the information folder for further details.

## Emerging Markets Concentrated Equity

### How much does it cost?

The following table shows the fees and expenses you could pay to invest in or redeem units of the fund.

#### 1. Sales charges

Sales charge option	What you pay	How it works
Preferred series 2 FEL option	Up to 2% of the amount you invest.	<ul style="list-style-type: none"> <li>You and your advisor determine the rate.</li> <li>The fee is deducted from the amount you invest. It is paid as a commission.</li> </ul>

#### 2. Ongoing expenses

The fund expense ratio (FER) is the sum of the management expense ratio (MER) and the trading expense ratio (TER) and is payable from the assets of the segregated fund. You don't pay these directly, but they will reduce the return on your investment.

Normally, the MER includes the investment management fee and operating expenses of the fund as well as the insurance cost for the guarantee. These fees are normally deducted from the fund. The preferred series 2 FEL option is only available if you pay fees by redeeming units from your policy. The preferred series 2 fee agreement shows the fees you pay. These fees reduce the return you get on your investment. The advisory and management service fee is negotiable and the fee ranges between 0.50% and 1.25%.

The TER includes the trading commissions and other portfolio transaction costs.

Available additional guarantee options are subject to the following fees. You have to pay for these as set out below and this cost isn't included in the MER, TER or FER. For details about how the guarantees work, see your contract and information folder.

	MER (%) <sup>1</sup>		TER (%) <sup>1</sup>	FER (%) <sup>1, 2</sup>	
Guarantee policy: Maturity / death benefit (%)	75 / 75	75 / 100	All guarantee levels	75 / 75	75 / 100
Preferred series 2: FEL option	--	--	0.11	0.11	0.11
			Additional costs (%)		
Guarantee policy: Maturity / death benefit (%)			75 / 75	75 / 100	
Death benefit guarantee reset option			n/a	0.21	
Maturity guarantee reset option			n/a	n/a	

<sup>1</sup>Annual rate as a % of the fund's value.

<sup>2</sup>The fund expense ratio (FER) is the sum of the management expense ratio (MER) and the trading expense ratio (TER).

Notes: We are reporting the most recently available information in the MER, TER and FER.

#### Trailing commission

No trailing commission.

#### 3. Other fees

You may have to pay other fees when you redeem or switch units of the fund.

Fee	What you pay
Short-term trading fee	Up to 2% of the value of units you redeem or switch within 90 days of investing in the fund.
Switch fee	You may make up to 12 free switches in each calendar year and after that you may be charged a fee.

### What if I change my mind?

You can change your mind and cancel the segregated fund policy, the initial pre-authorized chequing premium or any lump-sum premium you apply to the policy by telling us in writing within two business days of the earlier of the date you received confirmation of the transaction or five business days after it is mailed to you.

Your cancellation request has to be in writing, which can include email or letter. The amount returned will be the lesser of the amount of the premium being cancelled or the value of the applicable units acquired on the day we process your request. The amount returned only applies to the specific transaction and will include a refund of any sales charges or other fees you paid.

#### For more information

The *Fund Facts* may not contain all the information you need. Please read the contract and the information folder or you may contact us at:

The Canada Life Assurance Company

255 Dufferin Avenue

London, ON N6A 4K1

Web - [www.canadalife.com](http://www.canadalife.com)

Email - [isp\\_customer\\_care@canadalife.com](mailto:isp_customer_care@canadalife.com)

Telephone - 1-888-252-1847